

## ภาคผนวกที่ 4

---

### เอกสารสอบเทียบความถูกต้องของเครื่องมือตรวจวัดคุณภาพสิ่งแวดล้อม

- 1) คุณภาพอากาศในบรรยากาศ
- 2) คุณภาพอากาศจากปล่อง
- 3) ระดับเสียง
- 4) คุณภาพน้ำ
- 5) คุณภาพอากาศในสถานประกอบการ
- 6) ระดับความร้อนในสถานประกอบการ

**ตารางสรุปรายการเอกสารการสอบเทียบความถูกต้องของเครื่องมือเก็บตัวอย่าง  
และเครื่องมือตรวจวิเคราะห์คุณภาพสิ่งแวดล้อม**

รายการตรวจวัด	เครื่องมือเก็บตัวอย่าง	เครื่องมือตรวจวิเคราะห์
<b>1. คุณภาพอากาศในบรรยากาศ</b>		
Total Suspended Particulate	High Volume Air Sampler No. B21, B31, B36, B37, B40	Digital Balance
PM <sub>10</sub>	High Volume PM-10 Air Sampler No. B07, B26, B31, B34	Digital Balance
PM <sub>2.5</sub>	High Volume PM-2.5 Air Sampler No. B02, B06, B07, B08, B09, B10	Digital Balance
Hydrogen Chloride	Gas Box No. B01	Ion Chromatography
Sulfur Dioxide	SO <sub>2</sub> Analyzer No. B01, B05, B06, B07, B11	SO <sub>2</sub> Analyzer No. B01, B05, B06, B07, B11
Nitrogen Dioxide	NO <sub>x</sub> Analyzer No. B01, B08, B12, B13	NO <sub>x</sub> Analyzer No. B01, B08, B12, B13
<b>2. คุณภาพอากาศจากปล่อง</b>		
Particulate	Console No. B03, B05 Pitot Tube No. B35, B49	Digital Balance
PM <sub>10</sub>	Console No. B03, B05 Pitot Tube No. B35, B49	Digital Balance
Sulfur Dioxide	Personal Pump No. B23 Rotameter No. H-B07	Digital Balance
Oxides of Nitrogen	Vacuum Gauge	Spectrophotometer
Carbon Monoxide	Personal Pump No. B37 Rotameter No. H-B07	CO Analyzer No. B01
<b>3. ระดับเสียง</b>  L <sub>eq</sub> 8 hr, L <sub>eq</sub> 24 hr, L <sub>eq</sub> 5 min, L <sub>max</sub> , L <sub>90</sub> , L <sub>dn</sub> , ระดับเสียงรบกวน และ Nose Dose	Acoustic Calibrator  Sound Level Meter No. ACO-B01, B29, B36, B41, B43, CR-B03, B10  Sound Level Meter No. NMD-B06, B07, B08, B09, B10, B11, B14, B16, B17, B18, B19, B20	-
<b>4. คุณภาพน้ำ</b>		
Conductivity	-	Conductivity Meter
pH	-	pH Meter
Total Suspended Solids	-	Digital Balance
Total Dissolved Solids	-	Digital Balance
Grease & Oil	-	Digital Balance
BOD <sub>5</sub>	-	BOD Analyzer
COD	-	COD Reactor
Manganese	-	Inductively Coupled Plasma
Total Iron	-	Inductively Coupled Plasma Atomic Absorption Spectrophotometer

**ตารางสรุปรายการเอกสารการสอบเทียบความถูกต้องของเครื่องมือเก็บตัวอย่าง  
และเครื่องมือตรวจวิเคราะห์คุณภาพสิ่งแวดล้อม (ต่อ)**

รายการตรวจวัด	เครื่องมือเก็บตัวอย่าง	เครื่องมือตรวจวิเคราะห์
<b>4. คุณภาพน้ำ (ต่อ)</b>		
Acidity	-	Digital Balance
Alkalinity	-	Digital Balance
Total Coliform Bacteria	-	Digital Balance
Silica	-	Spectrophotometer
<b>5. คุณภาพอากาศ ในสถานประกอบการ</b>		
Total Dust	Personal Pump No. B80 Rotameter No. H-B04	Digital Balance
Sulfur Dioxide	Personal Pump No. B59 Rotameter No. H-B04	Digital Balance
Carbon Monoxide	Personal Pump No. B90 Rotameter No. L-B04	Digital Balance
Hydrogen Chloride	Personal Pump No. B70 Rotameter No. L-B04	Digital Balance
<b>6. ระดับความร้อน ในสถานประกอบการ</b>		
WBGT	-	Digital Thermometer No. B07, B11, R01, R11 Heat Stress WBGT Meter No. B07, B11, R01, R11

คุณภาพอากาศในบรรยากาศ





บริษัท เอส.พี.เอส. คอนซัลติ้ง เซอร์วิส จำกัด

S.P.S. CONSULTING SERVICE CO., LTD.

7 ซอยพหลโยธิน 24 ถนนพหลโยธิน แขวงจอมพล เขตจตุจักร กรุงเทพฯ 10900

7 Soi Phaholyothin 24, Phaholyothin Rd., Jompol, Chatuchak, Bangkok 10900

Tel : (662) 939-4370-72, Fax : (662) 513-4221, E-mail : sale@spscon.com, www.spscon.com

## High Volume Air Sampler Calibration Report

Calibration Method : Multipoint Orifice Flow Transfer Standard

Model : TE 5025A

S/N : 3611

### Calibration Data


High Volume Air Sampler Data		Calibration Data		
Recorder No.	Blower No.	Date	Actual Flowrate (ft <sup>3</sup> /min)	R <sup>2</sup>
B01	B01	01/08/2022	$y = 1.310x - 7.517$	0.998
B02	B02	01/08/2022	$y = 1.098x + 2.659$	0.997
B03	B03	01/08/2022	$y = 1.089x + 0.857$	0.998
B04	B04	01/08/2022	$y = 1.206x - 3.858$	0.995
B05	B05	01/08/2022	$y = 1.285x - 7.595$	0.997
B06	B06	01/08/2022	$y = 1.287x - 6.981$	0.998
B07	B07	01/08/2022	$y = 1.197x - 4.681$	0.998
B08	B08	01/08/2022	$y = 1.224x - 5.592$	0.999
B09	B09	01/08/2022	$y = 1.275x - 6.394$	0.997
B10	B10	01/08/2022	$y = 1.121x + 1.091$	0.995
B11	B11	04/08/2022	$y = 1.165x - 2.766$	0.998
B12	B12	04/08/2022	$y = 1.230x - 4.896$	0.998
B13	B13	01/08/2022	$y = 1.249x - 6.430$	0.996
B14	B14	02/08/2022	$y = 1.232x - 4.320$	0.996
B15	B15	02/08/2022	$y = 1.134x - 0.926$	0.997
B16	B16	02/08/2022	$y = 1.261x - 6.890$	0.998
B17	B17	02/08/2022	$y = 1.175x - 2.039$	0.997
B18	B18	02/08/2022	$y = 1.290x - 7.805$	0.999
B19	B19	02/08/2022	$y = 1.375x - 11.753$	0.995
B20	B20	02/08/2022	$y = 1.262x - 7.100$	0.999
B21	B21	03/08/2022	$y = 1.142x - 1.809$	0.999
B22	B22	02/08/2022	$y = 1.289x - 8.540$	0.997
B23	B23	02/08/2022	$y = 1.216x - 4.912$	0.999
B24	B24	01/08/2022	$y = 1.147x - 1.299$	1.000
B25	B25	02/08/2022	$y = 1.025x + 3.341$	0.997
B26	B26	02/08/2022	$y = 1.184x - 3.486$	0.995
B27	B27	03/08/2022	$y = 1.237x - 6.825$	0.996
B28	B28	02/08/2022	$y = 1.284x - 7.704$	0.998
B29	B29	02/08/2022	$y = 1.305x - 8.854$	0.996
B30	B30	03/08/2022	$y = 1.227x - 5.387$	0.996
B31	B31	03/08/2022	$y = 1.215x - 4.628$	0.995
B32	B32	03/08/2022	$y = 1.313x - 8.558$	0.995
B33	B33	03/08/2022	$y = 1.330x - 7.545$	1.000
B34	B34	03/08/2022	$y = 1.287x - 8.617$	0.999

Calibrated by :



(Mr. Phakhinai Khongkomnerd)

Approved by :



(Mr. Peera Detudom)



บริษัท เอส.พี.เอส. คอนซัลติ้ง เซอร์วิส จำกัด

S.P.S. CONSULTING SERVICE CO., LTD.

7 ซอยพหลโยธิน 24 ถนนพหลโยธิน แขวงจอมพล เขตจตุจักร กรุงเทพฯ 10900

7 Soi Phaholyothin 24, Phaholyothin Rd., Jompol, Chatuchak, Bangkok 10900

Tel : (662) 939-4370-72, Fax : (662) 513-4221, E-mail : sale@spscon.com, www.spscon.com

## High Volume Air Sampler Calibration Report

Calibration Method : Multipoint Orifice Flow Transfer Standard

Model : TE 5025A

S/N : 3611

### Calibration Data

High Volume Air Sampler Data		Calibration Data		
Recorder No.	Blower No.	Date	Actual Flowrate (ft <sup>3</sup> /min)	R <sup>2</sup>
B35	B35	03/08/2022	y = 1.324x-9.985	0.995
B36	B36	02/08/2022	y = 1.199x-5.068	0.998
B37	B37	01/08/2022	y = 1.263x-6.105	0.995
B38	B38	01/08/2022	y = 1.200x-4.049	0.998
B39	B39	01/08/2022	y = 1.323x-9.022	0.998
B40	B40	01/08/2022	y = 1.223x-4.993	0.997
B41	B41	01/08/2022	y = 1.236x-5.071	0.998
B42	B42	01/08/2022	y = 1.230x-4.886	0.998
B43	B43	02/08/2022	y = 1.189x-3.190	0.998
B44	B44	02/08/2022	y = 1.336x-10.058	0.996
R01	R01	02/08/2022	y = 1.271x-7.214	0.999
R02	R02	02/08/2022	y = 1.254x-7.346	1.000
R03	R03	02/08/2022	y = 1.258x-7.858	0.998
R04	R04	02/08/2022	y = 1.175x-2.851	0.998
R05	R05	02/08/2022	y = 1.240x-7.136	0.999
R06	R06	01/08/2022	y = 1.389x-11.486	0.998
R07	R07	01/08/2022	y = 1.060x+2.168	0.998
R08	R08	01/08/2022	y = 1.206x-5.068	0.997
R09	R09	01/08/2022	y = 1.275x-7.830	0.998
R10	R10	02/08/2022	y = 1.260x-6.945	0.998
R11	R11	02/08/2022	y = 1.116x-1.299	0.999
R12	R12	02/08/2022	y = 1.294x-8.990	0.996
R13	R13	02/08/2022	y = 1.133x-0.833	0.999
R14	R14	03/08/2022	y = 1.157x-2.099	0.999
R15	R15	03/08/2022	y = 1.178x-3.248	0.999
R16	R16	03/08/2022	y = 1.203x-5.180	0.999
R17	R17	03/08/2022	y = 1.267x-6.960	0.999
R18	R18	04/08/2022	y = 1.281x-7.586	0.995
R19	R19	04/08/2022	y = 1.223x-4.898	0.995
R20	R20	04/08/2022	y = 1.350x-11.132	0.998

Calibrated by :

(Mr. Phakhinai Khongkomnerd)

Approved by :

(Mr. Peera Detudom)





บริษัท เอส.พี.เอส. คอนซัลติ้ง เซอร์วิส จำกัด  
S.P.S. CONSULTING SERVICE CO., LTD.  
7 ซอยพหลโยธิน 24 ถนนพหลโยธิน แขวงจอมพล เขตจตุจักร กรุงเทพฯ 10900  
7 Soi Phaholyothin 24, Phaholyothin Rd., Jompol, Chatuchak, Bangkok 10900  
Tel : (662) 939-4370-72, Fax : (662) 513-4221, E-mail : sale@spscon.com, www.spscon.com

## High Volume PM-10 Air Sampler Calibration Report

Calibration Method : Multipoint Orifice Flow Transfer Standard

Model : TE 5025A

S/N : 3611

### Calibration Data

High Volume PM-10 Data		Calibration Data		
Recorder No.	Blower No.	Date	Actual Flowrate (ft <sup>3</sup> /min)	R <sup>2</sup>
B01	B01	02/08/2022	$y = 1.258x - 2.366$	0.998
B02	B02	02/08/2022	$y = 0.987x + 5.729$	0.999
B03	B03	02/08/2022	$y = 1.247x - 5.106$	0.999
B04	B04	01/08/2022	$y = 1.242x - 4.634$	0.997
B05	B05	01/08/2022	$y = 1.245x - 5.869$	0.997
B06	B06	01/08/2022	$y = 1.360x - 10.516$	0.999
B07	B07	01/08/2022	$y = 1.290x - 6.671$	0.999
B08	B08	01/08/2022	$y = 1.353x - 8.231$	0.999
B09	B09	04/08/2022	$y = 1.289x - 6.478$	0.999
B10	B10	04/08/2022	$y = 1.317x - 9.553$	0.998
B11	B11	04/08/2022	$y = 1.331x - 8.248$	0.999
B12	B12	04/08/2022	$y = 1.317x - 9.553$	0.998
B13	B13	01/08/2022	$y = 1.338x - 9.806$	0.999
B14	B14	01/08/2022	$y = 1.230x - 3.665$	0.998
B15	B15	01/08/2022	$y = 1.169x - 2.069$	0.998
B16	B16	01/08/2022	$y = 1.240x - 1.078$	0.998
B17	B17	01/08/2022	$y = 1.241x - 3.121$	0.997
B18	B18	01/08/2022	$y = 1.190x - 1.997$	0.998
B19	B19	02/08/2022	$y = 1.108x + 0.786$	0.999
B20	B20	02/08/2022	$y = 1.251x - 6.369$	0.997
B21	B21	02/08/2022	$y = 1.176x - 0.519$	0.999
B22	B22	02/08/2022	$y = 1.291x - 7.071$	0.999
B23	B23	02/08/2022	$y = 1.177x - 2.290$	0.998
B24	B24	03/08/2022	$y = 1.367x - 11.212$	0.997
B25	B25	03/08/2022	$y = 1.178x - 3.689$	0.999
B26	B26	03/08/2022	$y = 1.204x - 3.755$	0.999
B27	B27	03/08/2022	$y = 1.331x - 10.619$	0.998
B28	B28	03/08/2022	$y = 1.139x - 1.295$	0.999
B29	B29	03/08/2022	$y = 1.333x - 10.813$	0.999
B30	B30	01/08/2022	$y = 1.344x - 10.463$	0.997
B31	B31	01/08/2022	$y = 1.162x + 0.382$	0.997
B32	B32	01/08/2022	$y = 1.204x - 2.345$	0.999
B33	B33	01/08/2022	$y = 1.349x - 10.216$	0.999
B34	B34	01/08/2022	$y = 1.289x - 4.593$	1.000

Calibrated by :

(Mr. Phakhinai Khongkomnerd)

Approved by :

(Mr. Peera Detudom)



บริษัท เอส.พี.เอส. คอนซัลติ้ง เซอร์วิส จำกัด  
S.P.S. CONSULTING SERVICE CO., LTD.  
7 ซอยพหลโยธิน 24 ถนนพหลโยธิน แขวงจอมพล เขตจตุจักร กรุงเทพฯ 10900  
7 Soi Phaholyothin 24, Phaholyothin Rd., Jompol, Chatuchak, Bangkok 10900  
Tel : (662) 939-4370-72, Fax : (662) 513-4221, E-mail : sale@spscon.com.. www.spscon.com

## Gas Sampler Box Calibration Report

Calibration Method : Dry Cal Primary Flowmeter

Model : Dry Cal DCL-ML

S/N : 136164

### Calibration Data

Gas Sampler Data		Calibration Data					
No.	Rotameter	Date	Setting (Constant Flow) (ml/min)	Actual Flow Rate (ml/min)			
				Sampling Line A		Sampling Line B	
				Normal Condition	Standard Condition	Normal Condition	Standard Condition
B01	2 (A&B)	01/09/2022	200	200.6	199.2	200.4	199.0
B02	2 (A&B)	01/09/2022	200	200.4	199.0	200.5	199.0
B03	2 (A&B)	02/09/2022	200	200.6	199.2	200.6	199.1
B04	2 (A&B)	01/09/2022	200	200.4	199.0	200.4	199.0
B05	2 (A&B)	01/09/2022	200	200.5	199.1	200.6	199.1
B06	2 (A&B)	05/09/2022	200	200.4	199.0	200.5	199.1
B07	2 (A&B)	01/09/2022	200	200.6	199.1	200.5	199.0
B08	2 (A&B)	05/09/2022	200	200.4	199.0	200.4	199.0
B09	2 (A&B)	02/09/2022	200	200.5	199.0	200.6	199.2
B10	2 (A&B)	01/09/2022	200	200.6	199.1	200.5	199.0
B11	2 (A&B)	05/09/2022	200	200.6	199.1	200.7	199.3
B12	2 (A&B)	01/09/2022	200	200.5	199.0	200.5	199.0
B13	2 (A&B)	05/09/2022	200	200.4	199.0	200.7	199.2
B14	2 (A&B)	01/09/2022	200	200.6	199.1	200.6	199.2
B15	2 (A&B)	02/09/2022	200	200.4	199.0	200.5	199.0
B16	2 (A&B)	02/09/2022	200	200.6	199.1	200.5	199.1
B17	2 (A&B)	01/09/2022	200	200.5	199.0	200.6	199.1

Calibrated by :

(Mr. Adul DangKlom)

Approved by :

(Mr. Peera Detudom)





บริษัท เอส.พี.เอส. คอนซัลติ้ง เซอร์วิส จำกัด

S.P.S. CONSULTING SERVICE CO., LTD.

7 ซอยพหลโยธิน 24 ถนนพหลโยธิน แขวงจอมพล เขตจตุจักร กรุงเทพฯ 10900  
7 Soi Phaholyothin 24, Phaholyothin Rd., Jompol, Chatuchak, Bangkok 10900  
Tel : (662) 939-4370-72, Fax : (662) 513-4221, E-mail : sale@spscon.com, www.spscon.com

# CALIBRATION REPORT

## SO<sub>2</sub> FLUORESCENT ANALYZER

DATE : 13 September 2022

BRAND : API

MODEL : 100A

NO. SO<sub>2</sub>-B01

SERIAL NO. 1749

### Calibrator (Dilution System)

Brand : API

Model : 700

Last Cal. Date : 04 August 2022

Serial No. : 911

### Reference Standard Gas

Standard Gas : Sulphur Dioxide (SO<sub>2</sub>)

Cylinder No. : A00814SK

Certified Date : 21 June 2021

Expired Date : 21 June 2029

Cylinder Conc. : 50.0 ppm

### CALIBRATING CONDITION

Pressure 1011 mmbar

Temp. 24.6 °C

% RH 49

### CALIBRATION SETTING

Span	Initial Reading (Before Adj.),PPB			Final Reading (After Adj.),PPB	
	Expected Concentration	Analyzer Response	%Dif	Analyzer Response	Slope
Zero	0	-0.10	-	0	-
SO <sub>2</sub> Span	400.0	399.7	-0.075	400.0	1.005

### API Model 100A SO<sub>2</sub> Analyzer Check list

Test Values	Observed Value	Units	Nominal Range
RANGE	500	PPB	0-500
SAMPLE PRESS	28.3	in-Hg	25-35
SAMPLE FLOW	660	cc/min	650 ± 10%
PMT	103.4	mV	-20-150 with Zero Air
UV LAMP	3017.8	mV	1000-4900
STR. LGT	61.7	PPB	<100
DRK PMT	63.3	mV	-50 - 200
DRK LMP	58.2	mV	-50 - 200
HVPS	673	V	550-900 constant
DCPS	2526	mV	2500 ± 200
RCELL TEMP	50.5	°C	50 ± 1
BOX TEMP	29.4	°C	5-40
PMT TEMP	7.2	°C	7 ± 2.0
SO <sub>2</sub> Span Conc	400	PPB	20-20,000
SO <sub>2</sub> Slope	1.005	-	1.0 ± 0.3
SO <sub>2</sub> Offset	21.7	mV	<250
Stability at Zero	0.1	PPB	<0.2
Stability at Span	0.2	PPB	0.5% of reading (above 50 ppb)

Calibrated by :

(Mr.Adul Dangklom)

Approved by :

(Mr.Peera Detudom)



บริษัท เอส.พี.เอส. คอนซัลติ้ง เซอร์วิส จำกัด

S.P.S. CONSULTING SERVICE CO., LTD.

7 ซอยพหลโยธิน 24 ถนนพหลโยธิน แขวงจตุจักร กรุงเทพฯ 10900

7 Soi Phaholyothin 24, Phaholyothin Rd., Jompol, Chatuchak, Bangkok 10900

Tel : (662) 939-4370-72 Fax : (662) 513-4221 E-mail : sale@spscon.com, www.spscon.com

### CALIBRATION REPORT

#### SO<sub>2</sub> FLUORESCENT ANALYZER

DATE : 13 September 2022

BRAND : API

MODEL : 100E

NO. SO<sub>2</sub>-B05

SERIAL NO. 3270

#### Calibrator (Dilution System)

Brand : API

Model : 700

Last Cal. Date : 04 August 2022

Serial No. : 911

#### Reference Standard Gas

Standard Gas : Sulphur Dioxide (SO<sub>2</sub>)

Cylinder No. : A00814SK

Certified Date : 21 June 2021

Expired Date : 21 June 2029

Cylinder Conc. : 50.0 ppm

#### CALIBRATING CONDITION

Pressure 1011 mmbar

Temp. 24.6 °C

% RH 49

#### CALIBRATION SETTING

Span Set Point	Initial Reading (Before Adj.),PPB			Final Reading (After Adj.),PPB	
	Expected Concentration	Analyzer Response	%Dif	Analyzer Response	Slope
Zero	0	0.10	-	0	-
SO <sub>2</sub> Span	400.0	400.4	0.100	400.0	1.016

#### API Model 100E SO<sub>2</sub> Analyzer Check list

Test Values	Observed Value	Units	Nominal Range
RANGE	500	PPB	0-500
SAMPLE PRESS	28.6	in-Hg	25-35
SAMPLE FLOW	653	cc/min	650 ± 10%
PMT	103.5	mV	-20-150 with Zero Air
UV LAMP	3028.3	mV	1000-4900
STR. LGT	61.5	PPB	<100
DRK PMT	63.1	mV	-50 - 200
DRK LMP	58.0	mV	-50 - 200
HVPS	674	V	550-900 constant
DCPS	2525	mV	2500 ± 200
RCELL TEMP	50.0	°C	50 ± 1
BOX TEMP	28.8	°C	5-40
PMT TEMP	7.1	°C	7 ± 2.0
SO <sub>2</sub> Span Conc	400	PPB	20-20,000
SO <sub>2</sub> Slope	1.016	-	1.0 ± 0.3
SO <sub>2</sub> Offset	22.2	mV	<250
Stability at Zero	0.1	PPB	<0.2
Stability at Span	0.2	PPB	0.5% of reading (above 50 ppb)

Calibrated by :

(Mr.Adul Dangklom)

Approved by :

(Mr.Peera Detudom)



บริษัท เอส.พี.เอส. คอนซัลติ้ง เซอร์วิส จำกัด

S.P.S. CONSULTING SERVICE CO., LTD.

7 ซอยพหลโยธิน 24 ถนนพหลโยธิน แขวงจตุจักร เขตจตุจักร กรุงเทพฯ 10900

7 Soi Phaholyothin 24, Phaholyothin Rd., Jompol, Chatuchak, Bangkok 10900

Tel : (662) 939-4370-72 Fax : (662) 513-4221 E-mail : sale@spscon.com, www.spscon.com

### CALIBRATION REPORT

#### SO<sub>2</sub> FLUORESCENT ANALYZER

DATE : 13 September 2022

BRAND : API

MODEL : 100E

NO. SO<sub>2</sub>-B06

SERIAL NO. 3430

#### Calibrator (Dilution System)

Brand : API

Model : 700

Last Cal. Date : 04 August 2022

Serial No. : 911

#### Reference Standard Gas

Standard Gas : Sulphur Dioxide (SO<sub>2</sub>)

Cylinder No. : A00814SK

Certified Date : 21 June 2021

Expired Date : 21 June 2029

Cylinder Conc. : 50.0 ppm

#### CALIBRATING CONDITION

Pressure 1011 mmbar

Temp. 24.6 °C

% RH 49

#### CALIBRATION SETTING

Span Set Point	Initial Reading (Before Adj.),PPB			Final Reading (After Adj.),PPB	
	Expected Concentration	Analyzer Response	%Dif	Analyzer Response	Slope
Zero	0	0.11	-	0	-
SO <sub>2</sub> Span	400.0	399.6	-0.100	400.0	1.003

#### API Model 100E SO<sub>2</sub> Analyzer Check list

Test Values	Observed Value	Units	Nominal Range
RANGE	500	PPB	0-500
SAMPLE PRESS	28.4	in-Hg	25-35
SAMPLE FLOW	652	cc/min	650 ± 10%
PMT	103.1	mV	-20-150 with Zero Air
UV LAMP	3018.4	mV	1000-4900
STR. LGT	61.3	PPB	<100
DRK PMT	62.9	mV	-50 - 200
DRK LMP	57.8	mV	-50 - 200
HVPS	669	V	550-900 constant
DCPS	2515	mV	2500 ± 200
RCELL TEMP	50.3	°C	50 ± 1
BOX TEMP	29.0	°C	5-40
PMT TEMP	7.2	°C	7 ± 2.0
SO <sub>2</sub> Span Conc	400	PPB	20-20,000
SO <sub>2</sub> Slope	1.003	-	1.0 ± 0.3
SO <sub>2</sub> Offset	21.9	mV	<250
Stability at Zero	0.1	PPB	<0.2
Stability at Span	0.2	PPB	0.5% of reading (above 50 ppb)

Calibrated by :

(Mr.Adul Dangklom)

Approved by :

(Mr.Peera Detudom)



บริษัท เอส.พี.เอส. คอนซัลติ้ง เซอร์วิส จำกัด

S.P.S. CONSULTING SERVICE CO., LTD.

7 ซอยพหลโยธิน 24 ถนนพหลโยธิน แขวงจอมพล เขตจตุจักร กรุงเทพฯ 10900

7 Soi Phaholyothin 24, Phaholyothin Rd., Jompol, Chaluchak, Bangkok 10900

Tel : (662) 939-4370-72 Fax : (662) 513-4221 E-mail : sale@spscon.com, www.spscon.com

### CALIBRATION REPORT

#### SO<sub>2</sub> FLUORESCENT ANALYZER

DATE : 13 September 2022

BRAND : API

MODEL : 100E

NO. SO<sub>2</sub>-B07

SERIAL NO. 1706

#### Calibrator (Dilution System)

Brand : API

Model : 700

Last Cal. Date : 04 August 2022

Serial No. : 911

#### Reference Standard Gas

Standard Gas : Sulphur Dioxide (SO<sub>2</sub>)

Cylinder No. : A00814SK

Certified Date : 21 June 2021

Expired Date : 21 June 2029

Cylinder Conc. : 50.0 ppm

#### CALIBRATING CONDITION

Pressure 1011 mmbar

Temp. 24.6 °C

% RH 49

#### CALIBRATION SETTING

Span	Initial Reading (Before Adj.),PPB			Final Reading (After Adj.),PPB	
	Expected Concentration	Analyzer Response	%Dif	Analyzer Response	Slope
Zero	0	0.11	-	0	-
SO <sub>2</sub> Span	400.0	400.5	0.125	400.0	1.018

#### API Model 100E SO<sub>2</sub> Analyzer Check list

Test Values	Observed Value	Units	Nominal Range
RANGE	500	PPB	0-500
SAMPLE PRESS	28.7	in-Hg	25-35
SAMPLE FLOW	662	cc/min	650 ± 10%
PMT	103.0	mV	-20-150 with Zero Air
UV LAMP	3039.7	mV	1000-4900
STR. LGT	61.9	PPB	<100
DRK PMT	63.5	mV	-50 - 200
DRK LMP	58.3	mV	-50 - 200
HVPS	670	V	550-900 constant
DCPS	2522	mV	2500 ± 200
RCELL TEMP	50.5	°C	50 ± 1
BOX TEMP	29.2	°C	5-40
PMT TEMP	7.4	°C	7 ± 2.0
SO <sub>2</sub> Span Conc	400	PPB	20-20,000
SO <sub>2</sub> Slope	1.018	-	1.0 ± 0.3
SO <sub>2</sub> Offset	21.8	mV	<250
Stability at Zero	0.1	PPB	<0.2
Stability at Span	0.2	PPB	0.5% of reading (above 50 ppb)

Calibrated by :

(Mr.Adul Dangklom)

Approved by :

(Mr.Peera Detudom)





บริษัท เอส.พี.เอส. คอนซัลติ้ง เซอร์วิส จำกัด  
S.P.S. CONSULTING SERVICE CO., LTD.  
7 ซอยพหลโยธิน 24 ถนนพหลโยธิน แขวงจอมพล เขตจตุจักร กรุงเทพฯ 10900  
7 Soi Phaholyothin 24, Phaholyothin Rd., Jompol, Chaluchak, Bangkok 10900  
Tel : (662) 939-4370-72, Fax : (662) 513-4221, E-mail : sala@spscon.com, www.spscon.com

# CALIBRATION REPORT

## SO<sub>2</sub> FLUORESCENT ANALYZER

DATE : 13 September 2022

BRAND : TELEDYNE

MODEL : TML-50

NO. SO<sub>2</sub>-B11

SERIAL NO. SO2187

### Calibrator (Dilution System)

Brand : API

Model : 700

Last Cal. Date : 04 August 2022

Serial No. : 911

### Reference Standard Gas

Standard Gas : Sulphur Dioxide (SO<sub>2</sub>)

Cylinder No. : A00814SK

Certified Date : 21 June 2021

Expired Date : 21 June 2029

Cylinder Conc. : 50.0 ppm

### CALIBRATING CONDITION

Pressure 1011 mmbar

Temp. 24.6 °C

% RH 49

### CALIBRATION SETTING

Span	Initial Reading (Before Adj.), PPB			Final Reading (After Adj.), PPB	
Set Point	Expected Concentration	Analyzer Response	% Dif	Analyzer Response	Slope
Zero	0	0.10	-	0	-
SO <sub>2</sub> Span	400.0	399.8	-0.050	400.0	1.009

### API Model TML-50 SO<sub>2</sub> Analyzer Check list

Test Values	Observed Value	Units	Nominal Range
RANGE	500	PPB	0-500
SAMPLE PRESS	28.5	in-Hg	25-35
SAMPLE FLOW	659	cc/min	650 ± 10%
PMT	103.3	mV	-20-150 with Zero Air
UV LAMP	3031.8	mV	1000-4900
STR. LGT	61.6	PPB	<100
DRK PMT	63.4	mV	-50 - 200
DRK LMP	58.1	mV	-50 - 200
HVPS	671	V	550-900 constant
DCPS	2519	mV	2500 ± 200
RCELL TEMP	50.2	°C	50 ± 1
BOX TEMP	29.3	°C	5-40
PMT TEMP	7.5	°C	7 ± 2.0
SO <sub>2</sub> Span Conc	400	PPB	20-20,000
SO <sub>2</sub> Slope	1.009	-	1.0 ± 0.3
SO <sub>2</sub> Offset	22.1	mV	<250
Stability at Zero	0.1	PPB	<0.2
Stability at Span	0.2	PPB	0.5% of reading (above 50 ppb)

Calibrated by :

(Mr.Adul Dangklom)

Approved by :

(Mr.Peera Detudom)



บริษัท เอส.พี.เอส. คอนซัลติ้ง เซอร์วิส จำกัด

S.P.S. CONSULTING SERVICE CO., LTD.

7 ซอยพหลโยธิน 24 ถนนพหลโยธิน แขวงจตุจักร กรุงเทพฯ 10900

7 Soi Phaholyothin 24, Phaholyothin Rd., Jompol, Chatuchak, Bangkok 10900

Tel : (662) 939-4370-72, Fax : (662) 513-4221, E-mail : sale@spscon.com, www.spscon.com

### CALIBRATION REPORT

#### CHEMILUMINESCENT NO / NO<sub>2</sub> / NO<sub>x</sub> ANALYZER

DATE : 13 September 2022

BRAND : API

MODEL : 200A

NO. NOX-B01

SERIAL NO. 2368

#### Calibrator (Dilution System)

Brand : API

Model : 700

Last Cal. Date : 04 August 2022

Serial No. : 911

#### Reference Standard Gas

Standard Gas : Nitric Oxide (NO)

Cylinder No. : D636192

Certified Date : 20 April 2022

Expired Date : 20 April 2024

Cylinder Conc. : 49.1 ppm

#### CALIBRATING CONDITION

Pressure 1011 mmbar

Temp. 24.6 °C

% RH 49

#### CALIBRATION SETTING

Span Set Point	Initial Reading (Before Adj.), PPB			Final Reading (After Adj.), PPB	
	Expected Concentration	Analyzer Response	%Dif	Analyzer Response	Slope
Zero	0	0.11	-	0	-
NO Span	400	399.6	-0.100	400.0	0.998
NO <sub>x</sub> Span	400	399.9	-0.025	400.0	1.003

#### API Model 200A NO<sub>x</sub> Analyzer Check List

Test Values	Observed Value	Units	Nominal Range
RANGE	500	PPB	500 standard
STABILITY (Zero Gas)	0.1	PPB	< 2 with zero air
SAMPLE FLOW	507	cc/min	500 ± 50
OZONE FLOW	78	cc/min	80 ± 15
PMT	103.3	mV	-20 - 150
AZERO	94.0	mV	-20 - 150
HVPS	673	V	420 - 900 constant
RCELL TEMP	50.2	°C	50 ± 1
BOX TEMP	29.4	°C	8 - 48
PMT TEMP	7.1	°C	7 ± 2
MOLY TEMP	315.4	°C	315 ± 5
RCELL PRESS	8.3	IN-Hg-A	2 - 10 constant
SAMPLE PRESS	28.6	IN-Hg-A	25 - 30 constant
NO Span Conc	400	PPB	20 - 20,000
NO <sub>x</sub> Span Conc	400	PPB	20 - 20,000
NO Slope	0.998	-	1.0 ± 0.3
NO <sub>x</sub> Slope	1.003	-	1.0 ± 0.3
NO Offset	1.1	mV	-20 to +150
NO <sub>x</sub> Offset	0.6	mV	-20 to 150
Stability at Zero	0.1	PPB	< 0.2
Stability at Span	0.2	PPB	< 2 ppb @ 400 ppb span gas

Calibrated by :

(Mr. Adul Dangklom)

Approved by :

(Mr. Peera Detudom)



บริษัท เอส.พี.เอส. คอนซัลติ้ง เซอร์วิส จำกัด  
S.P.S. CONSULTING SERVICE CO., LTD.  
7 ซอยพหลโยธิน 24 ถนนพหลโยธิน แขวงจตุจักร กรุงเทพฯ 10900  
7 Soi Phaholyothin 24, Phaholyothin Rd., Jompol, Chatuchak, Bangkok 10900  
Tel : (662) 939-4370-72, Fax : (662) 513-4221, E-mail : sale@spscon.com, www.spscon.com

### CALIBRATION REPORT

#### CHEMILUMINESCENT NO / NO<sub>2</sub> / NO<sub>x</sub> ANALYZER

DATE : 13 September 2022

BRAND : API

MODEL : 200E

NO. NOX-B08

SERIAL NO. 4336

#### Calibrator (Dilution System)

Brand : API

Model : 700

Last Cal. Date : 04 August 2022

Serial No. : 911

#### Reference Standard Gas

Standard Gas : Nitric Oxide (NO)

Cylinder No. : D636192

Certified Date : 20 April 2022

Expired Date : 20 April 2024

Cylinder Conc. : 49.1 ppm

#### CALIBRATING CONDITION

Pressure 1011 mmbar

Temp. 24.6 °C

% RH 49

#### CALIBRATION SETTING

Span	Initial Reading (Before Adj.),PPB			Final Reading (After Adj.),PPB	
	Expected Concentration	Analyzer Response	%Dif	Analyzer Response	Slope
Zero	0	-0.11	-	0	-
NO Span	400	400.2	0.050	400.0	1.009
NO <sub>x</sub> Span	400	400.3	0.075	400.0	1.014

#### API Model 200E NO<sub>x</sub> Analyzer Check List

Test Values	Observed Value	Units	Nominal Range
RANGE	500	PPB	500 standard
STABILITY (Zero Gas)	0.1	PPB	< 2 with zero air
SAMPLE FLOW	512	cc/min	500 ± 50
OZONE FLOW	79	cc/min	80 ± 15
PMT	102.9	mV	-20 - 150
AZERO	93.8	mV	-20 - 150
HVPS	670	V	420 - 900 constant
RCELL TEMP	50.3	°C	50 ± 1
BOX TEMP	29.1	°C	8 - 48
PMT TEMP	7.2	°C	7 ± 2
MOLY TEMP	314.9	°C	315 ± 5
RCELL PRESS	8.4	IN-Hg-A	2 - 10 constant
SAMPLE PRESS	28.7	IN-Hg-A	25 - 30 constant
NO Span Conc	400	PPB	20 - 20,000
NO <sub>x</sub> Span Conc	400	PPB	20 - 20,000
NO Slope	1.009	-	1.0 ± 0.3
NO <sub>x</sub> Slope	1.014	-	1.0 ± 0.3
NO Offset	1.7	mV	-20 to +150
NO <sub>x</sub> Offset	1.0	mV	-20 to 150
Stability at Zero	0.1	PPB	< 0.2
Stability at Span	0.2	PPB	< 2 ppb @ 400 ppb span gas

Calibrated by :

(Mr.Adul Dangklom)

Approved by :

(Mr.Peera Detudom)



บริษัท เอส.พี.เอส. คอนซัลติ้ง เซอร์วิส จำกัด  
S.P.S. CONSULTING SERVICE CO., LTD.  
7 ซอยพหลโยธิน 24 ถนนพหลโยธิน แขวงจอมพล เขตจตุจักร กรุงเทพฯ 10900  
7 Soi Phaholyothin 24, Phaholyothin Rd., Jompol, Chatuchak, Bangkok 10900  
Tel : (662) 939-4370-72, Fax : (662) 513-4221, E-mail : sale@spscon.com, www.spscon.com

### CALIBRATION REPORT

#### CHEMILUMINESCENT NO / NO<sub>2</sub> / NO<sub>x</sub> ANALYZER

DATE : 13 September 2022

BRAND : API

MODEL : 200A

NO. NOX-B12

SERIAL NO. 2675

#### Calibrator (Dilution System)

Brand : API

Model : 700

Last Cal. Date : 04 August 2022

Serial No. : 911

#### Reference Standard Gas

Standard Gas : Nitric Oxide (NO)

Cylinder No. : D636192

Certified Date : 20 April 2022

Expired Date : 20 April 2024

Cylinder Conc. : 49.1 ppm

#### CALIBRATING CONDITION

Pressure 1011 mmbar

Temp. 24.6 °C

% RH 49

#### CALIBRATION SETTING

Span Set Point	Initial Reading (Before Adj.), PPB			Final Reading (After Adj.), PPB	
	Expected Concentration	Analyzer Response	%Dif	Analyzer Response	Slope
Zero	0	-0.10	-	0	-
NO Span	400	400.1	0.025	400.0	1.006
NO <sub>x</sub> Span	400	400.2	0.050	400.0	1.010

#### API Model 200A NO<sub>x</sub> Analyzer Check List

Test Values	Observed Value	Units	Nominal Range
RANGE	500	PPB	500 standard
STABILITY (Zero Gas)	0.1	PPB	< 2 with zero air
SAMPLE FLOW	504	cc/min	500 ± 50
OZONE FLOW	78	cc/min	80 ± 15
PMT	103.5	mV	-20 - 150
AZERO	94.2	mV	-20 - 150
HVPS	671	V	420 - 900 constant
RCELL TEMP	50.5	°C	50 ± 1
BOX TEMP	29.2	°C	8 - 48
PMT TEMP	7.4	°C	7 ± 2
MOLY TEMP	314.7	°C	315 ± 5
RCELL PRESS	8.3	IN-Hg-A	2 - 10 constant
SAMPLE PRESS	28.4	IN-Hg-A	25 - 30 constant
NO Span Conc	400	PPB	20 - 20,000
NO <sub>x</sub> Span Conc	400	PPB	20 - 20,000
NO Slope	1.006	-	1.0 ± 0.3
NO <sub>x</sub> Slope	1.010	-	1.0 ± 0.3
NO Offset	1.4	mV	-20 to +150
NO <sub>x</sub> Offset	0.9	mV	-20 to 150
Stability at Zero	0.1	PPB	< 0.2
Stability at Span	0.2	PPB	< 2 ppb @ 400 ppb span gas

Calibrated by :

(Mr.Adul Dangklom)

Approved by :

(Mr.Peera Detudom)





บริษัท เอส.พี.เอส. คอนซัลติ้ง เซอร์วิส จำกัด  
S.P.S. CONSULTING SERVICE CO., LTD.  
7 ซอยพหลโยธิน 24 ถนนพหลโยธิน แขวงจอมพล เขตจตุจักร กรุงเทพฯ 10900  
7 Soi Phaholyothin 24, Phaholyothin Rd., Jompol, Chatuchak, Bangkok 10900  
Tel : (662) 939-4370-72, Fax : (662) 513-4221, E-mail : sale@spscon.com, www.spscon.com

### CALIBRATION REPORT

#### CHEMILUMINESCENT NO / NO<sub>2</sub> / NO<sub>x</sub> ANALYZER

DATE : 13 September 2022

BRAND : API

MODEL : 200A

NO. NOX-B13

SERIAL NO. 1983

#### Calibrator (Dilution System)

Brand : API

Model : 700

Last Cal. Date : 04 August 2022

Serial No. : 911

#### Reference Standard Gas

Standard Gas : Nitric Oxide (NO)

Cylinder No. : D636192

Certified Date : 20 April 2022

Expired Date : 20 April 2024

Cylinder Conc. : 49.1 ppm

#### CALIBRATING CONDITION

Pressure 1011 mmbar

Temp. 24.6 °C

% RH 49

#### CALIBRATION SETTING

Span Set Point	Initial Reading (Before Adj.),PPB			Final Reading (After Adj.),PPB	
	Expected Concentration	Analyzer Response	%Dif	Analyzer Response	Slope
Zero	0	-0.10	-	0	-
NO Span	400	399.7	-0.075	400.0	1.004
NO <sub>x</sub> Span	400	400.1	0.025	400.0	1.007

#### API Model 200E NO<sub>x</sub> Analyzer Check List

Test Values	Observed Value	Units	Nominal Range
RANGE	500	PPB	500 standard
STABILITY (Zero Gas)	0.1	PPB	< 2 with zero air
SAMPLE FLOW	505	cc/min	500 ± 50
OZONE FLOW	78	cc/min	80 ± 15
PMT	103.0	mV	-20 - 150
AZERO	93.8	mV	-20 - 150
HVPS	674	V	420 - 900 constant
RCELL TEMP	50.1	°C	50 ± 1
BOX TEMP	28.9	°C	8 - 48
PMT TEMP	7.0	°C	7 ± 2
MOLY TEMP	314.7	°C	315 ± 5
RCELL PRESS	8.2	IN-Hg-A	2 - 10 constant
SAMPLE PRESS	28.5	IN-Hg-A	25 - 30 constant
NO Span Conc	400	PPB	20 - 20,000
NO <sub>x</sub> Span Conc	400	PPB	20 - 20,000
NO Slope	1.004	-	1.0 ± 0.3
NO <sub>x</sub> Slope	1.007	-	1.0 ± 0.3
NO Offset	1.1	mV	-20 to +150
NO <sub>x</sub> Offset	0.7	mV	-20 to 150
Stability at Zero	0.1	PPB	< 0.2
Stability at Span	0.2	PPB	< 2 ppb @ 400 ppb span gas

Calibrated by :

(Mr.Adul Dangklom)

Approved by :

(Mr.Peera Detudom)



บริษัท เอส.พี.เอส. คอนซัลติ้ง เซอร์วิส จำกัด

S.P.S. CONSULTING SERVICE CO., LTD.

7 ซอยพหลโยธิน 24 ถนนพหลโยธิน แขวงจอมพล เขตจตุจักร กรุงเทพฯ 10900

7 Soi Phaholyothin 24, Phaholyothin Rd., Jompol, Chatuchak, Bangkok 10900

Tel : (662) 939-4370-72. Fax : (662) 513-4221. E-mail : sale@spscon.com.. www.spscon.com

### CALIBRATION REPORT

#### PM2.5 AIR SAMPLER (VERY SHARP CUT CYCLONE-VSCC)

DATE : 13 September 2022

BRAND : BGI

MODEL : PQ200

NO. PM2.5-B02

SERIAL NO. 160810-47 (VSCC)

#### CALIBRATING CONDITION

Pressure 1011 mmbar

Temp. 24.5 °C

% RH 48

Calibration Method : Dry Cal Primary Flowmeter

Model : Defender 510 H

S/N : 136164

#### CALIBRATION SETTING

detaCal

PM2.5 AIR SAMPLER

Flowrate Reading, L/min

Initial Flowrate Reading (Before Adj.), L/min

% Dif.

Final Flowrate Reading (After Adj.), L/min

16.70

16.62

0.479

16.70

Calibrated by :

(Mr.Adul Dangklom)

Approved by :


(Mr.Peera Detudom)



บริษัท เอส.พี.เอส. คอนซัลติ้ง เซอร์วิส จำกัด  
S.P.S. CONSULTING SERVICE CO., LTD.  
7 ซอยพหลโยธิน 24 ถนนพหลโยธิน แขวงจอมพล เขตจตุจักร กรุงเทพฯ 10900  
7 Soi Phaholyothin 24, Phaholyothin Rd., Jompol, Chatuchak, Bangkok 10900  
Tel : (662) 939-4370-72, Fax : (662) 513-4221, E-mail : sale@spscon.com, www.spscon.com

CALIBRATION REPORT			
PM2.5 AIR SAMPLER (VERY SHARP CUT CYCLONE-VSCC)			
DATE :	13 September 2022	BRAND :	BGI
MODEL :	PQ200	SERIAL NO.	164589 (VSCC)
NO.	PM2.5-B06		
CALIBRATING CONDITION			
Pressure	1011	mmbar	Temp. 24.5 °C
% RH	48		
Calibration Method : Dry Cal Primary Flowmeter		Model : Defender 510 H	S/N : 136164
CALIBRATION SETTING			
detaCal	PM2.5 AIR SAMPLER		
Flowrate Reading, L/min	Initial Flowrate Reading (Before Adj.), L/min	% Dif.	Final Flowrate Reading (After Adj.), L/min
16.70	16.63	0.419	16.70

Calibrated by :



(Mr. Adul Dangklom)

Approved by :



(Mr. Peera Detudom)



บริษัท เอส.พี.เอส. คอนซัลติ้ง เซอร์วิส จำกัด

S.P.S. CONSULTING SERVICE CO., LTD.

7 ซอยพหลโยธิน 24 ถนนพหลโยธิน แขวงจอมพล เขตจตุจักร กรุงเทพฯ 10900

7 Soi Phaholyothin 24, Phaholyothin Rd., Jompol, Chatuchak, Bangkok 10900

Tel : (662) 939-4370-72, Fax : (662) 513-4221, E-mail : sale@spscon.com, www.spscon.com

### CALIBRATION REPORT

#### PM2.5 AIR SAMPLER (VERY SHARP CUT CYCLONE-VSCC)

DATE : 13 September 2022

BRAND : BGI

MODEL : PQ200

NO. PM2.5-B07

SERIAL NO. 152099 (VSCC)

#### CALIBRATING CONDITION

Pressure 1011 mmbar

Temp. 24.5 °C

% RH 48

Calibration Method : Dry Cal Primary Flowmeter

Model : Defender 510 H

S/N : 136164

#### CALIBRATION SETTING

detaCal

PM2.5 AIR SAMPLER

Flowrate Reading, L/min

Initial Flowrate Reading (Before Adj.), L/min

% Dif.

Final Flowrate Reading (After Adj.), L/min

16.70

16.68

0.120

16.70

Calibrated by :

(Mr.Adul Dangklom )

Approved by :

(Mr.Peera Detudom)





บริษัท เอส.พี.เอส. คอนซัลติ้ง เซอร์วิส จำกัด

S.P.S. CONSULTING SERVICE CO., LTD.

7 ซอยพหลโยธิน 24 ถนนพหลโยธิน แขวงจอมพล เขตจตุจักร กรุงเทพฯ 10900

7 Soi Phaholyothin 24, Phaholyothin Rd., Jompol, Chatuchak, Bangkok 10900

Tel : (662) 939-4370-72. Fax : (662) 513-4221. E-mail : sale@spscon.com.. www.spscon.com

### CALIBRATION REPORT

#### PM2.5 AIR SAMPLER (VERY SHARP CUT CYCLONE-VSCC)

DATE : 13 September 2022

BRAND : BGI

MODEL : PQ200

NO. PM2.5-B08

SERIAL NO. 159904 (VSCC)

#### CALIBRATING CONDITION

Pressure 1011 mmbar

Temp. 24.5 °C

% RH 48

Calibration Method : Dry Cal Primary Flowmeter

Model : Defender 510 H

S/N : 136164

#### CALIBRATION SETTING

detaCal

PM2.5 AIR SAMPLER

Flowrate Reading, L/min

Initial Flowrate Reading (Before Adj.), L/min

% Dif.

Final Flowrate Reading (After Adj.), L/min

16.70

16.64

0.359

16.70

Calibrated by :

(Mr. Adul Dangklom)

Approved by

(Mr. Peera Detudom)



บริษัท เอส.พี.เอส. คอนซัลติ้ง เซอร์วิส จำกัด

S.P.S. CONSULTING SERVICE CO., LTD.

7 ซอยพหลโยธิน 24 ถนนพหลโยธิน แขวงจอมพล เขตจตุจักร กรุงเทพฯ 10900

7 Soi Phaholyothin 24, Phaholyothin Rd., Jompol, Chatuchak, Bangkok 10900

Tel : (662) 939-4370-72. Fax : (662) 513-4221. E-mail : sale@spscon.com.. www.spscon.com

CALIBRATION REPORT			
PM2.5 AIR SAMPLER (VERY SHARP CUT CYCLONE-VSCC)			
DATE :	13 September 2022	BRAND :	BGI
		MODEL :	PQ200
NO.	PM2.5-B09	SERIAL NO.	152125 (VSCC)
CALIBRATING CONDITION			
Pressure	1011	mmbar	Temp. 24.5 °C
		% RH	48
Calibration Method : Dry Cal Primary Flowmeter		Model : Defender 510 H	S/N : 136164
CALIBRATION SETTING			
detaCal	PM2.5 AIR SAMPLER		
Flowrate Reading, L/min	Initial Flowrate Reading (Before Adj.), L/min	% Dif.	Final Flowrate Reading (After Adj.), L/min
16.70	16.63	0.419	16.70

Calibrated by :

(Mr.Adul Dangklom )

Approved by :

(Mr.Peera Detudom)



บริษัท เอส.พี.เอส. คอนซัลติ้ง เซอร์วิส จำกัด

S.P.S. CONSULTING SERVICE CO., LTD.

7 ซอยพหลโยธิน 24 ถนนพหลโยธิน แขวงจอมพล เขตจตุจักร กรุงเทพฯ 10900

7 Soi Phaholyothin 24, Phaholyothin Rd., Jompol, Chatuchak, Bangkok 10900

Tel : (662) 939-4370-72. Fax : (662) 513-4221. E-mail : sale@spscon.com., www.spscon.com

CALIBRATION REPORT			
PM2.5 AIR SAMPLER (VERY SHARP CUT CYCLONE-VSCC)			
DATE :	13 September 2022	BRAND :	BGI
MODEL :	PQ200	SERIAL NO.	164598 (VSCC)
NO.	PM2.5-B10		
CALIBRATING CONDITION			
Pressure	1011	mmbar	Temp. 24.5 °C
		% RH	48
Calibration Method : Dry Cal Primary Flowmeter		Model : Defender 510 H	S/N : 136164
CALIBRATION SETTING			
detaCal	PM2.5 AIR SAMPLER		
Flowrate Reading, L/min	Initial Flowrate Reading (Before Adj.), L/min	% Dif.	Final Flowrate Reading (After Adj.), L/min
16.70	16.65	0.299	16.70

Calibrated by :

[Redacted Signature]

(Mr. Adul Dangklom)

Approved by :

[Redacted Signature]

(Mr. Peera Detudom)



**QUALITY CALIBRATION CO.,LTD.**

235 Petchkasem 63/2 Road, Laksong, Bangkae, Bangkok 10160

Tel (662) 421-5402, (662) 444-0152-3, Fax (662) 809-4584

[www.qcalibration.com](http://www.qcalibration.com)

CERTIFICATE No : 22M2567

REFERENCE No : 64386-1

PAGE : 1 OF 2

**Certificate of Calibration**

**EQUIPMENT** : DIGITAL BALANCE

**MANUFACTURER** : METTLER TOLEDO

**MODEL** : XS 105DU

**SERIAL No** : 1126422905

**ID No** : BA 05/50

**CONDITION AS RECEIVED** : USED ITEM

**SUBMITTED BY** : S.P.S. CONSULTING SERVICE CO., LTD.  
7 SOI PHAHOLYOTHIN 24, PHAHOLYOTHIN RD.,  
JOMPOL, CHATUCHAK, BANGKOK 10900

**CALIBRATED BY** : TETNITHI W.

**CALIBRATION DATE** : 11-Mar-22

**APPROVED BY** : [REDACTED]  
PONGSAK J.

**ISSUED DATE** : 17-Mar-22

**RECEIVED DATE** : 11-Mar-22

THIS CERTIFICATE MAY NOT BE REPRODUCED OTHER THAN IN FULL EXCEPT WITH THE PRIOR WRITTEN APPROVAL OF  
QUALITY CALIBRATION CO., LTD.





CERTIFICATE No : 22M2567

PAGE : 2 OF 2

## Calibration Report

EQUIPMENT	:	DIGITAL BALANCE	MODEL	:	XS 105DU
MANUFACTURER	:	METTLER TOLEDO	S/N	:	1126422905
ID No	:	BA 05/50	RECEIVED DATE	:	11-Mar-22
AIR PRESSURE	:	1008mbar $\pm$ 1mbar	CALIBRATION DATE	:	11-Mar-22
AMBIENT TEMPERATURE	:	22° C $\pm$ 1° C	RELATIVE HUMIDITY	:	49 %RH $\pm$ 10 % RH

### CONDITION OF THIS RESULTS OF CALIBRATION

1. THIS INSTRUMENT WAS CALIBRATED BY ACCORDING TO UKAS LAB 14 EDITION 6:2019 BY USING KNOWN WEIGHT STANDARD WEIGHT. THE BALANCE WAS NOT ADJUSTED BEFORE CALIBRATION. THE BALANCE HAS NO ZERO TRACKING FUNCTION. REPEATABILITY WAS MEASURED BY USING 10 REPEATED MEASUREMENTS. LINEARITY WAS MEASURED COVERING 10 POINTS, EVENLY SPREAD OVER THE RANGE. THE INSTRUMENT WAS SET ZERO BEFORE PERFORMING THE LINEARITY TEST. OFF-CENTER LOADING WAS MEASURED BY USING STANDARD WEIGHTS PLACED ON THE PAN AND MOVED TO VARIOUS POSITIONS ON THE PAN.

2. REFERENCE STANDARD INSTRUMENTS :-

INSTRUMENT	MODEL	SERIAL No	CERTIFICATE No	DUE DATE
1) STANDARD WEIGHT SET	E2	QK-I-151	C02210415	09-Feb-23

3. THIS RESULT WAS FOUND ACCURATE AS SHOWN ON DATE AND PLACE OF CALIBRATION ONLY.

4. THIS RESULT EXCLUDE LONG TERM STABILITY OF THE UNIT UNDER CALIBRATION.

5. THIS CERTIFICATE IS TRACEABLE TO THE INTERNATIONAL SYSTEM OF UNIT MAINTAINED AT:-

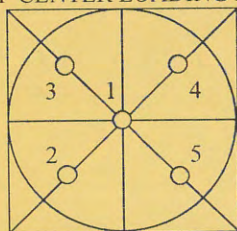
- NATIONAL INSTITUTE OF METROLOGY (THAILAND) THROUGH CENTRAL BUREAU OF WEIGHTS&MEASURES

### RESULT OF CALIBRATION :- WITHOUT ADJUSTMENT

1. ZERO SETTING FUNCTION : NORMAL
2. TARE FUNCTION : NORMAL
3. REPEATABILITY OF READING AT 20 g WAS 0.000004 g
4. REPEATABILITY OF READING AT 100 g WAS 0.000048 g
5. DEPARTURE FROM NOMINAL VALUE/ LINEARITY

NOMINAL VALUE (g)	BALANCE READING (g)	CORRECTION (g)	UNCERTAINTY ( $\pm$ g)
0.00	0.00000	0.00000	0.000058
0.02	0.01999	0.00001	0.000058
0.10	0.09999	0.00001	0.000059
0.20	0.19999	0.00001	0.000059
0.50	0.50001	-0.00001	0.000058
1.00	1.00001	-0.00001	0.000059
2.00	2.00000	0.00000	0.000059
5.00	5.00001	-0.00001	0.000061
10.00	10.00005	-0.00005	0.000063
20.00	20.00006	-0.00006	0.000069
50.00	50.00000	0.00000	0.00011
100.00	100.00001	-0.00001	0.00019
120.00	120.00001	-0.00001	0.00022

6. OFF CENTER LOADING ERROR



POINT	READING (g)	
1	10.00001	50.0000
2	10.00002	50.0000
3	10.00001	50.0000
4	10.00001	50.0000
5	10.00002	50.00001
OFF-CENTER LOADING	0.00001	0.0001

NOTE: THIS CALIBRATION WAS CARRIED OUT AT THE CUSTOMER'S PLACE AT PRODUCTION AREA  
THE REPORTED UNCERTAINTY OF MEASUREMENT WAS BASED ON A STANDARD UNCERTAINTY MULTIPLIED BY A COVERAGE FACTOR  $k=2$ , PROVIDING A LEVEL OF CONFIDENCE APPROXIMATELY 95%.

END OF CALIBRATION REPORT





## Certificate of Calibration

**Aquion : Anion (ID#894)**

This certificate is to verify that instrument below are calibrated  
by Archemica Lab Co.,Ltd.

AQUION S/N : 190840059

AS-DV S/N : 190915235

for

**S.P.S. Consulting Service Co., Ltd.**



Operator Signature :  Date : Jan 5, 2022

(Mr. Channarong Khiao-Un)

Test Engineer

คุณภาพอากาศจากปล่อง



บริษัท เอส.พี.เอส. คอนซัลติ้ง เซอร์วิส จำกัด  
S.P.S. CONSULTING SERVICE CO., LTD.  
7 ซอยพหลโยธิน 24 ถนนพหลโยธิน แขวงจอมพล เขตจตุจักร กรุงเทพฯ 10900  
7 Soi Phaholyothin 24, Phaholyothin Rd., Jompol, Chatuchak, Bangkok 10900  
Tel : (662) 939-4370-72, Fax : (662) 513-4221, E-mail : sale@spscon.com., www.spscon.com

## Console Calibration Report

Calibration Method

Critical Orifices

### Calibration Data

Console Data		Calibration Data		
No.	Serial No.	Date	y	$\Delta H_{@}$ (mmH <sub>2</sub> O)
B01	1563	01/09/2022	1.004	50.11
B02	8002514	02/09/2022	1.006	49.25
B03	1503016	05/09/2022	1.008	50.30
B04	00006659	05/09/2022	1.005	47.45
B05	00007428	01/09/2022	1.002	49.96
R01	1561	02/09/2022	1.003	49.86
R02	8002513	05/09/2022	1.006	50.09
R03	1570	05/09/2022	1.004	49.23
R04	8002519	01/09/2022	1.005	49.17
R05	1503015	01/09/2022	0.996	49.68

Remark : Accept Value of y (test) is  $0.97 < y < 1.03$

Accept Value of  $\Delta H_{@}$  (test) is  $46.7 \pm 6.4$  (mmH<sub>2</sub>O)

Calibrated by :

[Redacted Signature]

(Mr. Adul Dangklom)

Approved by :

[Redacted Signature]

(Mr. Peera Detudom)





บริษัท เอส.พี.เอส. คอนซัลติ้ง เซอร์วิส จำกัด  
S.P.S. CONSULTING SERVICE CO., LTD.  
7 ซอยพหลโยธิน 24 ถนนพหลโยธิน แขวงจอมพล เขตจตุจักร กรุงเทพฯ 10900  
7 Soi Phaholyothin 24, Phaholyothin Rd., Jompol, Chatuchak, Bangkok 10900  
Tel : (662) 939-4370-72. Fax : (662) 513-4221. E-mail : sale@spscon.com., www.spscon.com

## Pitot Tube Calibration Report

Calibration Method

Standard Pitot Tube

### Calibration Data

Pitot Tube Data			Calibration Data		
No.	Type of Pitot	Coefficient of Standard Pitot	Date	Avg. of Cp (test)	
				Side A	Side B
B03	S	0.99	01/08/2022	0.84	0.83
B04	S	0.99	01/08/2022	0.85	0.84
B05	S	0.99	01/08/2022	0.84	0.84
B07	S	0.99	01/08/2022	0.83	0.84
B08	S	0.99	02/08/2022	0.85	0.84
B09	S	0.99	02/08/2022	0.84	0.84
B11	S	0.99	02/08/2022	0.84	0.83
B16	S	0.99	02/08/2022	0.85	0.84
B18	S	0.99	02/08/2022	0.84	0.83
B19	S	0.99	02/08/2022	0.84	0.84
B21	S	0.99	02/08/2022	0.84	0.85
B24	S	0.99	03/08/2022	0.84	0.84
B27	S	0.99	03/08/2022	0.84	0.85
B30	S	0.99	03/08/2022	0.84	0.84
B31	S	0.99	03/08/2022	0.84	0.83
B33	S	0.99	01/08/2022	0.83	0.84
B35	S	0.99	01/08/2022	0.85	0.84

Remark : Accept value of Cp (test) is  $0.84 \pm 0.01$

Calibrated by :

(Mr. Phakhinai Khongkomnerd)

Approved by :

(Mr. Peera Detudom)



บริษัท เอส.พี.เอส. คอนซัลติ้ง เซอร์วิส จำกัด  
S.P.S. CONSULTING SERVICE CO., LTD.  
7 ซอยพหลโยธิน 24 ถนนพหลโยธิน แขวงจอมพล เขตจตุจักร กรุงเทพฯ 10900  
7 Soi Phaholyothin 24, Phaholyothin Rd., Jompol, Chatuchak, Bangkok 10900  
Tel : (662) 939-4370-72 Fax : (662) 513-4221 E-mail : sale@spscon.com www.spscon.com

## Pitot Tube Calibration Report

Calibration Method

Standard Pitot Tube

Calibration Data					
Pitot Tube Data			Calibration Data		
No.	Type of Pitot	Coefficient of Standard Pitot	Date	Avg. of Cp (test)	
				Side A	Side B
B36	S	0.99	01/08/2022	0.83	0.84
B37	S	0.99	01/08/2022	0.84	0.84
B38	S	0.99	02/08/2022	0.85	0.84
B39	S	0.99	02/08/2022	0.85	0.84
B40	S	0.99	02/08/2022	0.84	0.84
B41	S	0.99	02/08/2022	0.84	0.84
B44	S	0.99	02/08/2022	0.83	0.84
B45	S	0.99	01/08/2022	0.84	0.85
B46	S	0.99	01/08/2022	0.84	0.84
B47	S	0.99	03/08/2022	0.84	0.84
B48	S	0.99	03/08/2022	0.83	0.84
B49	S	0.99	01/08/2022	0.84	0.84
B54	S	0.99	01/08/2022	0.84	0.83
B56	S	0.99	01/08/2022	0.84	0.84
B57	S	0.99	04/08/2022	0.83	0.84
B58	S	0.99	04/08/2022	0.84	0.83

Remark : Accept value of Cp (test) is  $0.84 \pm 0.01$

Calibrated by :

(Mr. Phakhinai Khongkomnerd)

Approved by :

(Mr. Peera Detudom)



บริษัท เอส.พี.เอส. คอนซัลติ้ง เซอร์วิส จำกัด  
S.P.S. CONSULTING SERVICE CO., LTD.  
7 ซอยพหลโยธิน 24 ถนนพหลโยธิน แขวงจอมพล เขตจตุจักร กรุงเทพฯ 10900  
7 Soi Phaholyothin 24, Phaholyothin Rd., Jompol, Chatuchak, Bangkok 10900  
Tel : (662) 939-4370-72. Fax : (662) 513-4221. E-mail : sale@spscon.com.. www.spscon.com

## Pitot Tube Calibration Report

Calibration Method

Standard Pitot Tube

### Calibration Data

Pitot Tube Data			Calibration Data		
No.	Type of Pitot	Coefficient of Standard Pitot	Date	Avg. of Cp (test)	
				Side A	Side B
B03	S	0.99	02/11/2022	0.84	0.85
B04	S	0.99	04/11/2022	0.84	0.85
B05	S	0.99	04/11/2022	0.84	0.84
B07	S	0.99	02/11/2022	0.84	0.83
B08	S	0.99	03/11/2022	0.84	0.84
B09	S	0.99	02/11/2022	0.83	0.84
B11	S	0.99	04/11/2022	0.84	0.84
B16	S	0.99	02/11/2022	0.83	0.84
B18	S	0.99	02/11/2022	0.84	0.84
B19	S	0.99	04/11/2022	0.83	0.84
B21	S	0.99	02/11/2022	0.84	0.85
B24	S	0.99	04/11/2022	0.84	0.84
B27	S	0.99	03/11/2022	0.84	0.85
B30	S	0.99	03/11/2022	0.84	0.85
B31	S	0.99	03/11/2022	0.83	0.84
B33	S	0.99	01/11/2022	0.84	0.84
B35	S	0.99	01/11/2022	0.84	0.83

Remark : Accept value of Cp (test) is  $0.84 \pm 0.01$

Calibrated by :

(Mr. Adul Dangklom)

Approved by :

(Mr. Peera Detudom)



บริษัท เอส.พี.เอส. คอนซัลติ้ง เซอร์วิส จำกัด  
S.P.S. CONSULTING SERVICE CO., LTD.  
7 ซอยพหลโยธิน 24 ถนนพหลโยธิน แขวงจอมพล เขตจตุจักร กรุงเทพฯ 10900  
7 Soi Phaholyothin 24, Phaholyothin Rd., Jompol, Chatuchak, Bangkok 10900  
Tel : (662) 939-4370-72, Fax : (662) 513-4221, E-mail : sale@spscon.com., www.spscon.com

## Pitot Tube Calibration Report

Calibration Method

Standard Pitot Tube

### Calibration Data

Pitot Tube Data			Calibration Data		
No.	Type of Pitot	Coefficient of Standard Pitot	Date	Avg. of Cp (test)	
				Side A	Side B
B36	S	0.99	02/11/2022	0.83	0.84
B37	S	0.99	01/11/2022	0.84	0.83
B38	S	0.99	02/11/2022	0.84	0.85
B39	S	0.99	04/11/2022	0.84	0.84
B40	S	0.99	02/11/2022	0.85	0.84
B41	S	0.99	02/11/2022	0.84	0.85
B44	S	0.99	02/11/2022	0.84	0.83
B45	S	0.99	01/11/2022	0.84	0.83
B46	S	0.99	01/11/2022	0.84	0.85
B47	S	0.99	03/11/2022	0.84	0.84
B48	S	0.99	03/11/2022	0.83	0.84
B49	S	0.99	04/11/2022	0.85	0.84
B54	S	0.99	01/11/2022	0.83	0.84
B56	S	0.99	01/11/2022	0.84	0.85
B57	S	0.99	04/11/2022	0.85	0.84
B58	S	0.99	04/11/2022	0.84	0.84

Remark : Accept value of Cp (test) is  $0.84 \pm 0.01$

Calibrated by :

(Mr. Adul Dangklom)

Approved by :

(Mr. Peera Detudom)





บริษัท เอส.พี.เอส. คอนซัลติ้ง เซอร์วิส จำกัด

S.P.S. CONSULTING SERVICE CO., LTD.

7 ซอยพหลโยธิน 24 ถนนพหลโยธิน แขวงจอมพล เขตจตุจักร กรุงเทพฯ 10900

7 Soi Phaholyothin 24, Phaholyothin Rd. Jompol, Chatuchak, Bangkok 10900

Tel : (662) 939-4370-72, Fax : (662) 513-4221, E-mail : sale@spscon.com, www.spscon.com

Personal Pump Calibration Report

Calibration Method : Dry Cal Primary Flowmeter

Model : Defender 510-H

S/N : 136164

Environmental Conditions

Temperature : 25  $\pm$  3  $^{\circ}\text{C}$   
Pressure : 1010  $\pm$  15 mmbar

Personal Pump Data				Calibration Data								
No.	Brand	Model	Serial No.	Date	Flow Rate (ml/min)						Value From Calibration Curve	
					Setting			Actual (Q std.)				
					1	2	3	1	2	3	y	R <sup>2</sup>
B01	SKC	224-PCXR4	262101	04/07/2022	1,000	1,500	2,000	994	1,497	1,998	1.002x - 4.028	1.000
B02	SKC	224-PCXR4	626166	01/07/2022	1,000	1,500	2,000	1,002	1,505	2,001	1.009x - 20.106	0.999
B03	SKC	224-PCXR4	612968	04/07/2022	1,000	1,500	2,000	996	1,494	2,001	1.006x - 12.907	1.000
B04	SKC	224-PCXR4	602804	04/07/2022	1,000	1,500	2,000	1,000	1,502	1,996	1.001x - 2.688	1.000
B05	SKC	224-PCXR4	612693	04/07/2022	1,000	1,500	2,000	1,003	1,499	2,003	1.012x - 22.383	0.999
B06	SKC	224-PCXR4	262188	04/07/2022	1,000	1,500	2,000	996	1,508	2,009	1.020x - 35.110	0.999
B07	SKC	224-PCXR4	626262	01/07/2022	1,000	1,500	2,000	998	1,492	1,995	0.992x + 6.884	1.000
B08	SKC	224-PCXR4	626100	01/07/2022	1,000	1,500	2,000	1,003	1,499	2,003	1.012x - 23.269	0.999
B09	SKC	224-PCXR4	626479	01/07/2022	1,000	1,500	2,000	997	1,490	1,994	0.993x + 3.909	1.000
B10	SKC	224-PCXR4	091950	01/07/2022	1,000	1,500	2,000	993	1,503	2,001	1.017x - 33.950	0.999
B11	SKC	224-PCXR8	564315	04/07/2022	1,000	1,500	2,000	995	1,490	1,999	1.004x - 10.290	1.000
B12	SKC	224-PCXR4	034656	04/07/2022	1,000	1,500	2,000	1,003	1,503	2,003	1.010x - 19.404	0.999
B13	SKC	224-PCXR4	602073	04/07/2022	1,000	1,500	2,000	995	1,500	1,999	1.001x - 3.554	1.000
B14	SKC	224-PCXR4	626313	04/07/2022	1,000	1,500	2,000	999	1,491	1,988	0.992x + 7.243	1.000
B15	SKC	224-PCXR4	626474	04/07/2022	1,000	1,500	2,000	1,003	1,502	2,005	1.013x - 23.723	0.999
B16	SKC	224-PCXR4	626477	01/07/2022	1,000	1,500	2,000	994	1,504	2,001	1.015x - 31.425	0.999
B17	SKC	224-PCXR4	626860	04/07/2022	1,000	1,500	2,000	997	1,495	1,991	0.997x - 0.558	1.000
B18	SKC	224-PCXR4	691484	01/07/2022	1,000	1,500	2,000	1,003	1,500	2,001	1.009x - 18.825	0.999
B19	SKC	224-PCXR4	691599	01/07/2022	1,000	1,500	2,000	995	1,503	1,999	1.005x - 7.985	1.000
B20	SKC	224-PCXR4	691587	01/07/2022	1,000	1,500	2,000	993	1,504	1,999	1.014x - 30.719	0.999
B21	SKC	224-PCXR4	691531	04/07/2022	1,000	1,500	2,000	993	1,499	1,994	1.001x - 7.187	1.000
B22	SKC	224-PCXR4	691654	01/07/2022	1,000	1,500	2,000	1,004	1,501	2,003	1.011x - 19.990	0.999
B23	SKC	224-PCXR4	798393	04/07/2022	1,000	1,500	2,000	993	1,505	2,002	1.017x - 34.763	0.999
B24	SKC	224-PCXR4	626363	01/07/2022	1,000	1,500	2,000	1,000	1,502	2,000	1.011x - 22.826	0.999
B25	SKC	224-PCXR4	798489	04/07/2022	1,000	1,500	2,000	1,001	1,512	2,001	0.998x + 4.850	1.000
B26	SKC	224-PCXR4	798479	05/07/2022	1,000	1,500	2,000	999	1,499	1,993	0.996x + 2.692	1.000
B27	SKC	224-PCXR4	691673	05/07/2022	1,000	1,500	2,000	993	1,503	2,002	1.017x - 32.988	0.999
B28	SKC	224-PCXR4	691570	05/07/2022	1,000	1,500	2,000	1,001	1,500	2,002	1.012x - 23.632	0.999
B29	SKC	224-PCXR4	626472	05/07/2022	1,000	1,500	2,000	999	1,494	1,998	1.002x - 6.856	1.000
B30	SKC	224-PCXR4	691489	05/07/2022	1,000	1,500	2,000	1,004	1,500	2,004	1.013x - 22.910	0.999
B31	SKC	224-PCXR4	691509	04/07/2022	1,000	1,500	2,000	993	1,495	1,998	1.004x - 9.879	1.000
B32	SKC	224-PCXR4	091567	05/07/2022	1,000	1,500	2,000	992	1,504	2,001	1.016x - 32.243	0.999
B33	SKC	224-PCXR4	091756	05/07/2022	1,000	1,500	2,000	994	1,496	1,991	0.996x + 0.634	1.000
B34	SKC	224-PCXR4	612962	05/07/2022	1,000	1,500	2,000	1,002	1,501	2,002	1.011x - 21.693	0.999
B35	SKC	224-PCXR4	602682	04/07/2022	1,000	1,500	2,000	993	1,498	1,996	1.001x - 7.411	1.000
B36	SKC	224-PCXR4	626164	04/07/2022	1,000	1,500	2,000	999	1,495	1,999	1.000x - 4.946	1.000
B37	SKC	224-PCXR4	626256	01/07/2022	1,000	1,500	2,000	994	1,506	2,000	1.014x - 28.892	0.999
B38	SKC	224-PCXR4	626167	04/07/2022	1,000	1,500	2,000	997	1,497	1,996	1.002x - 5.504	1.000
B39	SKC	224-PCXR4	034637	04/07/2022	1,000	1,500	2,000	1,003	1,500	2,002	1.011x - 22.048	0.999
B40	SKC	224-PCXR4	798349	05/07/2022	1,000	1,500	2,000	992	1,505	1,998	1.015x - 32.514	0.999

Calibrated by :

(Mr. Phakhinai Khongkomnerd)

Approved by :

(Mr. Peera Detudom)





บริษัท เอส.พี.เอส. คอนซัลติ้ง เซอร์วิส จำกัด  
S.P.S. CONSULTING SERVICE CO., LTD.  
7 ซอยพหลโยธิน 24 ถนนพหลโยธิน แขวงจอมพล เขตจตุจักร กรุงเทพฯ 10900  
7 Soi Phaholyothin 24, Phaholyothin Rd., Jompol, Chatuchak, Bangkok 10900  
Tel : (662) 939-4370-72, Fax : (662) 513-4221, E-mail : sale@spscon.com, www.spscon.com

Personal Pump Calibration Report

Calibration Method : Dry Cal Primary Flowmeter

Model : Defender 510-H

S/N : 136164

Environmental Conditions

Temperature : 25  $\pm$  3  $^{\circ}\text{C}$   
Pressure : 1010  $\pm$  15 mmbar

Personal Pump Data				Calibration Data								
No.	Brand	Model	Serial No.	Date	Flow Rate (ml/min)						Value From Calibration Curve	
					Setting			Actual (Q std.)				
					1	2	3	1	2	3	y	R <sup>2</sup>
B41	SKC	224-PCXR4	612669	06/07/2022	1,000	1,500	2,000	998	1,496	1,990	0.994x + 3.749	1.000
B42	SKC	224-PCXR4	626041	06/07/2022	1,000	1,500	2,000	1,003	1,498	1,995	0.990x + 12.946	1.000
B43	SKC	224-PCXR4	034636	06/07/2022	1,000	1,500	2,000	999	1,501	1,992	0.991x + 10.805	1.000
B44	SKC	224-PCXR8	529341	06/07/2022	1,000	1,500	2,000	1,002	1,501	2,003	1.012x - 21.857	0.999
B45	SKC	224-PCXR8	529594	04/07/2022	1,000	1,500	2,000	997	1,498	1,989	0.994x + 4.563	1.000
B46	SKC	224-PCXR8	566743	01/07/2022	1,000	1,500	2,000	994	1,504	2,002	1.016x - 33.363	0.999
B47	SKC	224-PCXR8	566747	04/07/2022	1,000	1,500	2,000	1,002	1,500	2,004	1.013x - 25.000	0.999
B48	SKC	224-PCXR8	566753	04/07/2022	1,000	1,500	2,000	999	1,494	1,998	0.999x - 2.194	1.000
B49	SKC	224-PCXR8	566780	04/07/2022	1,000	1,500	2,000	1,003	1,502	2,003	1.012x - 22.626	0.999
B50	SKC	224-PCXR8	500400	04/07/2022	1,000	1,500	2,000	1,002	1,495	2,002	1.001x - 3.458	1.000
B51	SKC	224-PCXR8	500363	04/07/2022	1,000	1,500	2,000	995	1,504	2,000	1.012x - 26.388	0.999
B52	SKC	224-PCXR8	093186	04/07/2022	1,000	1,500	2,000	995	1,497	1,994	0.997x - 1.360	1.000
B53	SKC	224-PCXR8	707670	04/07/2022	1,000	1,500	2,000	1,002	1,499	2,002	1.010x - 20.947	0.999
B54	SKC	224-PCXR3	509821	01/07/2022	1,000	1,500	2,000	993	1,501	2,001	1.016x - 33.878	0.999
B55	SKC	224-PCXR3	510710	01/07/2022	1,000	1,500	2,000	1,000	1,494	1,993	0.993x + 5.432	1.000
B56	SKC	224-PCXR3	511450	01/07/2022	1,000	1,500	2,000	1,002	1,500	2,001	1.011x - 20.804	0.999
B57	SKC	224-PCXR3	510798	01/07/2022	1,000	1,500	2,000	997	1,493	1,998	1.001x - 3.199	1.000
B58	SKC	224-PCXR3	509852	05/07/2022	1,000	1,500	2,000	1,001	1,498	1,999	1.007x - 19.033	0.999
B59	SKC	224-PCXR3	509862	05/07/2022	1,000	1,500	2,000	996	1,503	1,994	0.997x + 3.115	1.000
B60	SKC	224-PCXR3	512655	04/07/2022	1,000	1,500	2,000	1,002	1,500	2,003	1.012x - 23.691	0.999
B61	SKC	224-PCXR3	503915	04/07/2022	1,000	1,500	2,000	994	1,489	1,998	1.004x - 11.866	1.000
B62	SKC	224-PCXR3	505975	04/07/2022	1,000	1,500	2,000	999	1,494	1,996	0.997x - 0.104	1.000
B63	SKC	224-PCXR3	511432	01/07/2022	1,000	1,500	2,000	991	1,501	1,999	1.017x - 35.541	0.999
B64	SKC	224-PCXR3	508302	01/07/2022	1,000	1,500	2,000	997	1,493	1,989	0.992x + 5.947	1.000
B65	SKC	224-PCXR3	508310	04/07/2022	1,000	1,500	2,000	1,002	1,500	2,003	1.012x - 22.949	0.999
B66	SKC	224-PCXR3	509861	05/07/2022	1,000	1,500	2,000	1,002	1,491	1,991	0.988x + 13.425	1.000
B67	SKC	224-PCXR3	506295	01/07/2022	1,000	1,500	2,000	993	1,507	2,004	1.017x - 32.945	0.999
B68	SKC	224-PCXR3	505872	01/07/2022	1,000	1,500	2,000	1,002	1,491	1,997	0.994x + 5.755	1.000
B69	SKC	224-PCXR3	508375	01/07/2022	1,000	1,500	2,000	1,001	1,500	2,000	1.010x - 21.569	0.999
B70	SKC	224-PCXR3	510623	04/07/2022	1,000	1,500	2,000	992	1,503	1,997	1.002x - 6.533	1.000
B71	SKC	224-PCXR3	508367	05/07/2022	1,000	1,500	2,000	990	1,506	2,002	1.018x - 37.184	0.999
B72	SKC	224-PCXR3	505977	05/07/2022	1,000	1,500	2,000	1,001	1,498	1,993	0.993x + 5.652	1.000
B73	SKC	224-PCXR3	512606	04/07/2022	1,000	1,500	2,000	1,001	1,501	2,005	1.013x - 24.278	0.999
B74	SKC	224-PCXR3	505993	01/07/2022	1,000	1,500	2,000	996	1,495	1,994	1.000x - 4.682	1.000
B75	SKC	224-PCXR3	509820	01/07/2022	1,000	1,500	2,000	996	1,499	1,990	0.994x + 3.625	1.000
B76	SKC	224-PCXR3	509811	04/07/2022	1,000	1,500	2,000	993	1,498	1,998	1.007x - 14.602	1.000
B77	SKC	224-PCXR3	508301	04/07/2022	1,000	1,500	2,000	1,000	1,501	2,004	1.014x - 26.842	0.999
B78	SKC	224-PCXR3	510677	04/07/2022	1,000	1,500	2,000	996	1,503	1,998	1.012x - 27.121	0.999
B79	SKC	224-PCXR3	510920	04/07/2022	1,000	1,500	2,000	994	1,493	1,994	0.999x - 3.506	1.000

Calibrated by :

(Mr. Phakhinai Khongkomnerd)

Approved by :

(Mr. Peera Detudom)



บริษัท เอส.พี.เอส. คอนซัลติ้ง เซอร์วิส จำกัด  
S.P.S. CONSULTING SERVICE CO., LTD.  
7 ซอยพหลโยธิน 24 ถนนพหลโยธิน แขวงจอมพล เขตจตุจักร กรุงเทพฯ 10900  
7 Soi Phaholyothin 24, Phaholyothin Rd., Jompol, Chatuchak, Bangkok 10900  
Tel : (662) 939-4370-72, Fax : (662) 513-4221, E-mail : sale@spscon.com., www.spscon.com

### Personal Pump Calibration Report

Calibration Method : Dry Cal Primary Flowmeter

Model : Defender 510-H

S/N : 136164

#### Environmental Conditions

Temperature : 25  $\pm$  3  $^{\circ}$ C  
Pressure : 1010  $\pm$  15 mmbar

Personal Pump Data				Calibration Data								
No.	Brand	Model	Serial No.	Date	Flow Rate (ml/min)						Value From Calibration Curve	
					Setting			Actual (Q std.)				
					1	2	3	1	2	3	y	R²
B80	SKC	224-PCXR3	504569	01/07/2022	1,000	1,500	2,000	1,003	1,499	2,001	1.011x - 21.873	0.999
B81	SKC	224-PCXR3	503480	01/07/2022	1,000	1,500	2,000	996	1,499	2,000	1.013x - 28.489	0.999
B82	SKC	224-PCXR3	505673	04/07/2022	1,000	1,500	2,000	993	1,499	1,996	1.001x - 6.102	1.000
B83	SKC	224-PCXR3	510785	05/07/2022	1,000	1,500	2,000	1,000	1,499	2,002	1.012x - 24.266	0.999
B84	SKC	224-PCXR3	508333	04/07/2022	1,000	1,500	2,000	997	1,495	1,991	0.996x + 1.460	1.000
B85	SKC	224-PCXR3	505757	01/07/2022	1,000	1,500	2,000	993	1,502	1,998	1.013x - 29.678	0.999
B86	SKC	224-PCXR3	512625	01/07/2022	1,000	1,500	2,000	1,003	1,502	2,004	1.012x - 22.383	0.999
B87	SKC	224-PCXR3	504324	06/07/2022	1,000	1,500	2,000	998	1,496	2,000	1.001x - 2.385	1.000
B88	SKC	224-PCXR3	508307	06/07/2022	1,000	1,500	2,000	997	1,498	1,994	0.997x + 1.093	1.000
B89	SKC	224-PCXR3	509860	06/07/2022	1,000	1,500	2,000	1,000	1,500	2,003	1.014x - 25.845	0.999
B90	SKC	224-PCXR3	508366	06/07/2022	1,000	1,500	2,000	992	1,502	2,000	1.015x - 32.055	0.999
B91	SKC	224-PCXR3	510919	04/07/2022	1,000	1,500	2,000	1,000	1,498	1,996	0.999x - 0.694	1.000
B92	SKC	224-PCXR3	510987	04/07/2022	1,000	1,500	2,000	1,002	1,501	2,004	1.013x - 23.312	0.999
B93	SKC	224-PCXR3	509845	05/07/2022	1,000	1,500	2,000	1,000	1,496	1,998	1.000x - 2.501	1.000
B94	SKC	224-PCXR8	A127871	05/07/2022	1,000	1,500	2,000	1,000	1,500	2,002	1.014x - 25.765	0.999
B95	SKC	224-PCXR8	A127921	05/07/2022	1,000	1,500	2,000	992	1,502	2,001	1.016x - 33.052	0.999
B96	SKC	224-PCXR8	A127942	05/07/2022	1,000	1,500	2,000	996	1,498	1,996	1.002x - 5.799	1.000
B97	SKC	224-PCXR8	A127955	05/07/2022	1,000	1,500	2,000	1,003	1,501	2,003	1.012x - 21.717	0.999
B98	SKC	224-PCXR8	A127956	05/07/2022	1,000	1,500	2,000	1,000	1,498	1,998	0.999x - 1.863	0.999

Calibrated by :

(Mr. Phakhinai Khongkomnerd)

Approved by :

(Mr. Peera Detudom)





บริษัท เอส.พี.เอส. คอนซัลติ้ง เซอร์วิส จำกัด  
S.P.S. CONSULTING SERVICE CO., LTD.  
7 ซอยพหลโยธิน 24 ถนนพหลโยธิน แขวงจอมพล เขตจตุจักร กรุงเทพฯ 10900  
7 Soi Phaholyothin 24, Phaholyothin Rd., Jompol, Chatuchak, Bangkok 10900  
Tel : (662) 939-4370-72, Fax : (662) 513-4221, E-mail : sale@spscon.com.. www.spscon.com

### Personal Pump Calibration Report

Calibration Method : Dry Cal Primary Flowmeter

Model : Defender 510-H

S/N : 136164

#### Environmental Conditions

Temperature : 25  $\pm$  3  $^{\circ}$ C  
Pressure : 1010  $\pm$  15 mmbar

Personal Pump Data				Calibration Data								
No.	Brand	Model	Serial No.	Date	Flow Rate (ml/min)						Value From Calibration Curve	
					Setting			Actual (Q std.)				
					1	2	3	1	2	3	y	R <sup>2</sup>
B01	SKC	224-PCXR4	262101	06/10/2022	1,000	1,500	2,000	994	1,497	1,998	1.001x - 3.789	1.000
B02	SKC	224-PCXR4	626166	03/10/2022	1,000	1,500	2,000	1,002	1,505	2,001	1.009x - 19.707	0.999
B03	SKC	224-PCXR4	612968	03/10/2022	1,000	1,500	2,000	996	1,494	2,001	1.006x - 12.308	1.000
B04	SKC	224-PCXR4	602804	03/10/2022	1,000	1,500	2,000	1,000	1,502	2,000	1.004x - 5.919	1.000
B05	SKC	224-PCXR4	612693	06/10/2022	1,000	1,500	2,000	1,003	1,499	2,003	1.012x - 22.622	0.999
B06	SKC	224-PCXR4	262188	06/10/2022	1,000	1,500	2,000	995	1,507	1,999	1.005x - 11.738	1.000
B07	SKC	224-PCXR4	626262	04/10/2022	1,000	1,500	2,000	998	1,492	1,995	0.993x + 6.405	1.000
B08	SKC	224-PCXR4	626100	04/10/2022	1,000	1,500	2,000	1,002	1,499	2,003	1.013x - 24.18	0.999
B09	SKC	224-PCXR4	626479	06/10/2022	1,000	1,500	2,000	996	1,490	1,994	0.994x + 1.675	1.000
B10	SKC	224-PCXR4	091950	03/10/2022	1,000	1,500	2,000	993	1,503	2,001	1.017x - 34.588	0.999
B11	SKC	224-PCXR8	564315	06/10/2022	1,000	1,500	2,000	994	1,490	2,003	1.007x - 14.438	1.000
B12	SKC	224-PCXR4	034656	03/10/2022	1,000	1,500	2,000	1,003	1,503	2,003	1.010x - 19.005	0.999
B13	SKC	224-PCXR4	602073	03/10/2022	1,000	1,500	2,000	995	1,500	1,993	0.997x + 2.708	1.000
B14	SKC	224-PCXR4	626313	03/10/2022	1,000	1,500	2,000	998	1,491	1,988	0.992x + 6.007	1.000
B15	SKC	224-PCXR4	626474	03/10/2022	1,000	1,500	2,000	1,003	1,502	2,005	1.003x - 10.123	0.999
B16	SKC	224-PCXR4	626477	03/10/2022	1,000	1,500	2,000	993	1,504	2,001	1.015x - 31.624	0.999
B17	SKC	224-PCXR4	626860	03/10/2022	1,000	1,500	2,000	997	1,494	1,991	0.997x - 0.239	1.000
B18	SKC	224-PCXR4	691484	03/10/2022	1,000	1,500	2,000	1,003	1,500	2,001	1.008x - 16.073	0.999
B19	SKC	224-PCXR4	691599	03/10/2022	1,000	1,500	2,000	993	1,503	2,000	1.005x - 8.623	1.000
B20	SKC	224-PCXR4	691587	03/10/2022	1,000	1,500	2,000	991	1,504	1,999	1.016x - 33.631	0.999
B21	SKC	224-PCXR4	691531	06/10/2022	1,000	1,500	2,000	993	1,500	1,994	1.001x - 6.669	1.000
B22	SKC	224-PCXR4	691654	04/10/2022	1,000	1,500	2,000	1,003	1,501	2,003	1.011x - 20.429	0.999
B23	SKC	224-PCXR4	798393	04/10/2022	1,000	1,500	2,000	993	1,505	2,002	1.018x - 34.843	0.999
B24	SKC	224-PCXR4	626363	06/10/2022	1,000	1,500	2,000	999	1,502	2,000	1.012x - 23.225	0.999
B25	SKC	224-PCXR4	798489	06/10/2022	1,000	1,500	2,000	1,001	1,512	2,001	0.998x + 5.049	1.000
B26	SKC	224-PCXR4	798479	06/10/2022	1,000	1,500	2,000	999	1,499	1,993	0.996x + 2.892	1.000
B27	SKC	224-PCXR4	691673	06/10/2022	1,000	1,500	2,000	994	1,503	1,999	1.011x - 22.778	0.999
B28	SKC	224-PCXR4	691570	04/10/2022	1,000	1,500	2,000	1,001	1,500	2,002	1.007x - 13.301	1.000
B29	SKC	224-PCXR4	626472	06/10/2022	1,000	1,500	2,000	1,000	1,496	1,998	1.002x - 5.261	1.000
B30	SKC	224-PCXR4	691489	03/10/2022	1,000	1,500	2,000	1,007	1,500	2,004	1.010x - 18.482	0.999
B31	SKC	224-PCXR4	691509	03/10/2022	1,000	1,500	2,000	993	1,497	1,998	1.004x - 8.882	1.000
B32	SKC	224-PCXR4	091567	03/10/2022	1,000	1,500	2,000	992	1,504	2,001	1.007x - 15.930	1.000
B33	SKC	224-PCXR4	091756	06/10/2022	1,000	1,500	2,000	994	1,496	1,991	0.996x + 0.714	1.000
B34	SKC	224-PCXR4	612962	03/10/2022	1,000	1,500	2,000	1,002	1,501	2,001	1.009x - 17.944	0.999
B35	SKC	224-PCXR4	602682	03/10/2022	1,000	1,500	2,000	993	1,498	1,995	1.001x - 7.331	1.000
B36	SKC	224-PCXR4	626164	06/10/2022	1,000	1,500	2,000	999	1,495	1,999	1.000x - 4.866	1.000
B37	SKC	224-PCXR4	626256	06/10/2022	1,000	1,500	2,000	994	1,506	1,999	1.013x - 28.214	0.999
B38	SKC	224-PCXR4	626167	06/10/2022	1,000	1,500	2,000	997	1,496	1,996	1.002x - 6.342	1.000
B39	SKC	224-PCXR4	034637	06/10/2022	1,000	1,500	2,000	1,006	1,500	2,001	1.008x - 16.624	0.999
B40	SKC	224-PCXR4	798349	05/10/2022	1,000	1,500	2,000	994	1,505	1,998	1.014x - 29.642	0.999

Calibrated by :

(Mr. Adul Dangklom)

Approved by :

(Mr. Peera Detudom)





บริษัท เอส.พี.เอส. คอนซัลติ้ง เซอร์วิส จำกัด  
S.P.S. CONSULTING SERVICE CO., LTD.  
7 ซอยพหลโยธิน 24 ถนนพหลโยธิน แขวงจอมพล เขตจตุจักร กรุงเทพฯ 10900  
7 Soi Phaholyothin 24, Phaholyothin Rd., Jompol, Chaluchak, Bangkok 10900  
Tel : (662) 939-4370-72. Fax : (662) 513-4221. E-mail : sale@spscon.com. www.spscon.com

### Personal Pump Calibration Report

Calibration Method : Dry Cal Primary Flowmeter

Model : Defender 510-H

S/N : 136164

#### Environmental Conditions

Temperature : 25  $\pm$  3  $^{\circ}$ C  
Pressure : 1010  $\pm$  15 mmbar

Personal Pump Data				Calibration Data								
No.	Brand	Model	Serial No.	Date	Flow Rate (ml/min)						Value From Calibration Curve	
					Setting			Actual (Q std.)				
					1	2	3	1	2	3	y	R <sup>2</sup>
B41	SKC	224-PCXR4	612669	05/10/2022	1,000	1,500	2,000	998	1,496	1,990	0.994x + 3.271	1.000
B42	SKC	224-PCXR4	626041	06/10/2022	1,000	1,500	2,000	1,005	1,498	1,994	0.988x + 15.619	1.000
B43	SKC	224-PCXR4	034636	06/10/2022	1,000	1,500	2,000	999	1,501	1,992	0.991x + 10.565	1.000
B44	SKC	224-PCXR8	529341	06/10/2022	1,000	1,500	2,000	1,002	1,502	2,002	1.011x - 21.418	0.999
B45	SKC	224-PCXR8	529594	06/10/2022	1,000	1,500	2,000	998	1,498	1,989	0.993x + 5.959	1.000
B46	SKC	224-PCXR8	566743	06/10/2022	1,000	1,500	2,000	994	1,504	2,002	1.016x - 32.885	0.999
B47	SKC	224-PCXR8	566747	06/10/2022	1,000	1,500	2,000	1,002	1,500	2,004	1.013x - 24.960	0.999
B48	SKC	224-PCXR8	566753	03/10/2022	1,000	1,500	2,000	999	1,494	1,998	0.999x - 2.114	1.000
B49	SKC	224-PCXR8	566780	05/10/2022	1,000	1,500	2,000	1,003	1,502	2,003	1.012x - 22.706	0.999
B50	SKC	224-PCXR8	500400	06/10/2022	1,000	1,500	2,000	1,001	1,495	2,002	1.001x - 3.737	1.000
B51	SKC	224-PCXR8	500363	06/10/2022	1,000	1,500	2,000	995	1,504	1,999	1.011x - 25.590	0.999
B52	SKC	224-PCXR8	093186	03/10/2022	1,000	1,500	2,000	995	1,496	1,994	0.997x - 1.161	1.000
B53	SKC	224-PCXR8	707670	03/10/2022	1,000	1,500	2,000	1,002	1,500	2,002	1.010x - 20.668	0.999
B54	SKC	224-PCXR3	509821	03/10/2022	1,000	1,500	2,000	993	1,500	2,001	1.017x - 34.516	0.999
B55	SKC	224-PCXR3	510710	03/10/2022	1,000	1,500	2,000	999	1,494	1,994	0.995x + 2.521	1.000
B56	SKC	224-PCXR3	511450	03/10/2022	1,000	1,500	2,000	1,002	1,500	2,001	1.004x - 7.562	1.000
B57	SKC	224-PCXR3	510798	06/10/2022	1,000	1,500	2,000	997	1,492	1,998	0.996x + 1.109	1.000
B58	SKC	224-PCXR3	509852	06/10/2022	1,000	1,500	2,000	1,000	1,498	1,999	1.007x - 19.113	0.999
B59	SKC	224-PCXR3	509862	03/10/2022	1,000	1,500	2,000	996	1,503	1,994	0.997x + 2.955	1.000
B60	SKC	224-PCXR3	512655	03/10/2022	1,000	1,500	2,000	1,005	1,500	2,003	1.010x - 19.862	0.999
B61	SKC	224-PCXR3	503915	04/10/2022	1,000	1,500	2,000	994	1,489	1,998	1.004x - 11.786	1.000
B62	SKC	224-PCXR3	505975	03/10/2022	1,000	1,500	2,000	999	1,494	1,996	0.997x - 0.064	1.000
B63	SKC	224-PCXR3	511432	03/10/2022	1,000	1,500	2,000	991	1,501	1,999	1.017x - 35.461	0.999
B64	SKC	224-PCXR3	508302	03/10/2022	1,000	1,500	2,000	997	1,492	1,989	0.992x + 6.266	1.000
B65	SKC	224-PCXR3	508310	06/10/2022	1,000	1,500	2,000	1,002	1,500	2,003	1.011x - 21.992	0.999
B66	SKC	224-PCXR3	509861	06/10/2022	1,000	1,500	2,000	1,002	1,491	1,991	0.988x + 13.904	1.000
B67	SKC	224-PCXR3	506295	06/10/2022	1,000	1,500	2,000	993	1,508	2,004	1.017x - 32.785	0.999
B68	SKC	224-PCXR3	505872	05/10/2022	1,000	1,500	2,000	1,002	1,491	1,997	0.994x + 5.237	1.000
B69	SKC	224-PCXR3	508375	05/10/2022	1,000	1,500	2,000	1,001	1,499	2,000	1.010x - 21.330	0.999
B70	SKC	224-PCXR3	510623	05/10/2022	1,000	1,500	2,000	992	1,503	1,997	1.002x - 6.054	1.000
B71	SKC	224-PCXR3	508367	05/10/2022	1,000	1,500	2,000	990	1,506	2,002	1.018x - 37.025	0.999
B72	SKC	224-PCXR3	505977	05/10/2022	1,000	1,500	2,000	1,001	1,498	1,993	0.993x + 5.731	1.000
B73	SKC	224-PCXR3	512606	05/10/2022	1,000	1,500	2,000	1,001	1,501	2,005	1.014x - 24.397	0.999
B74	SKC	224-PCXR3	505993	05/10/2022	1,000	1,500	2,000	996	1,495	1,994	0.999x - 4.284	1.000
B75	SKC	224-PCXR3	509820	05/10/2022	1,000	1,500	2,000	996	1,498	1,990	0.995x + 2.987	1.000
B76	SKC	224-PCXR3	509811	03/10/2022	1,000	1,500	2,000	993	1,498	1,998	1.006x - 14.003	1.000
B77	SKC	224-PCXR3	508301	06/10/2022	1,000	1,500	2,000	1,000	1,501	2,003	1.014x - 25.845	0.999
B78	SKC	224-PCXR3	510677	06/10/2022	1,000	1,500	2,000	996	1,503	1,999	1.012x - 27.321	0.999
B79	SKC	224-PCXR3	510920	06/10/2022	1,000	1,500	2,000	994	1,493	1,994	0.999x - 3.905	1.000

Calibrated by :

(Mr. Adul Dangklom)

Approved by :

(Mr. Peera Detudom)



บริษัท เอส.พี.เอส. คอนซัลติ้ง เซอร์วิส จำกัด  
S.P.S. CONSULTING SERVICE CO., LTD.  
7 ซอยพหลโยธิน 24 ถนนพหลโยธิน แขวงจอมพล เขตจตุจักร กรุงเทพฯ 10900  
7 Soi Phaholyothin 24, Phaholyothin Rd., Jompol, Chatuchak, Bangkok 10900  
Tel : (662) 939-4370-72. Fax : (662) 513-4221, E-mail : sale@spscon.com., www.spscon.com

### Personal Pump Calibration Report

Calibration Method : Dry Cal Primary Flowmeter

Model : Defender 510-H

S/N : 136164

#### Environmental Conditions

Temperature : 25  $\pm$  3  $^{\circ}$ C  
Pressure : 1010  $\pm$  15 mmbar

Personal Pump Data				Calibration Data								
No.	Brand	Model	Serial No.	Date	Flow Rate (ml/min)						Value From Calibration Curve	
					Setting			Actual (Q std.)				
					1	2	3	1	2	3	y	R <sup>2</sup>
B80	SKC	224-PCXR3	504569	06/10/2022	1,000	1,500	2,000	1,003	1,499	2,002	1.011x - 22.072	0.999
B81	SKC	224-PCXR3	503480	06/10/2022	1,000	1,500	2,000	996	1,499	2,000	1.014x - 29.407	0.999
B82	SKC	224-PCXR3	505673	03/10/2022	1,000	1,500	2,000	994	1,498	1,996	1.001x - 4.866	1.000
B83	SKC	224-PCXR3	510785	03/10/2022	1,000	1,500	2,000	1,000	1,499	2,002	1.012x - 23.827	0.999
B84	SKC	224-PCXR3	508333	03/10/2022	1,000	1,500	2,000	997	1,495	1,991	0.996x - 1.819	1.000
B85	SKC	224-PCXR3	505757	03/10/2022	1,000	1,500	2,000	994	1,502	1,998	1.013x - 28.362	0.999
B86	SKC	224-PCXR3	512625	05/10/2022	1,000	1,500	2,000	1,003	1,503	2,004	1.012x - 22.064	0.999
B87	SKC	224-PCXR3	504324	05/10/2022	1,000	1,500	2,000	998	1,496	2,000	1.001x - 2.186	1.000
B88	SKC	224-PCXR3	508307	05/10/2022	1,000	1,500	2,000	997	1,498	1,994	0.997x + 1.093	1.000
B89	SKC	224-PCXR3	509860	05/10/2022	1,000	1,500	2,000	1,000	1,500	2,003	1.014x - 25.885	0.999
B90	SKC	224-PCXR3	508366	05/10/2022	1,000	1,500	2,000	992	1,503	1,999	1.015x - 31.616	0.999
B91	SKC	224-PCXR3	510919	05/10/2022	1,000	1,500	2,000	1,000	1,498	1,996	1.000x - 2.608	1.000
B92	SKC	224-PCXR3	510987	05/10/2022	1,000	1,500	2,000	1,002	1,501	2,003	1.013x - 24.030	0.999
B93	SKC	224-PCXR3	509845	05/10/2022	1,000	1,500	2,000	998	1,496	1,998	1.002x - 6.609	1.000
B94	SKC	224-PCXR8	A127871	03/10/2022	1,000	1,500	2,000	1,000	1,500	2,002	1.013x - 25.526	0.999
B95	SKC	224-PCXR8	A127921	03/10/2022	1,000	1,500	2,000	992	1,502	2,001	1.015x - 30.265	0.999
B96	SKC	224-PCXR8	A127942	03/10/2022	1,000	1,500	2,000	996	1,498	1,994	1.000x - 3.258	1.000
B97	SKC	224-PCXR8	A127955	03/10/2022	1,000	1,500	2,000	1,003	1,501	2,003	1.013x - 23.258	0.999
B98	SKC	224-PCXR8	A127956	03/10/2022	1,000	1,500	2,000	1,000	1,498	1,997	1.002x - 7.256	1.000

Calibrated by :

(Mr. Adul Dangklom)

Approved by :

(Mr. Peera Detudom)





บริษัท เอส.พี.เอส. คอนซัลติ้ง เซอร์วิส จำกัด  
S.P.S. CONSULTING SERVICE CO., LTD.  
7 ซอยพหลโยธิน 24 ถนนพหลโยธิน แขวงจอมพล เขตจตุจักร กรุงเทพฯ 10900  
7 Soi Phaholyothin 24, Phaholyothin Rd., Jompol, Chatuchak, Bangkok 10900  
Tel : (662) 939-4370-72. Fax : (662) 513-4221, E-mail : sale@spscon.com, www.spscon.com

Rotameter Calibration Report (For Personal Pump High Flow Adjust)

Calibration Method : Dry Cal Primary Flowmeter

Model : Defender 510-H

S/N : 136164

Calibration Data

Rotameter Data			Calibration Data								
No.	Brand	Model	Date	Flow Rate (ml/min)						Value From Calibration Curve	
				Flow Rate (Reading)			Actual (Q std.)				
				1	2	3	1	2	3	y	R <sup>2</sup>
H-B01	Dwyer	VFB-65	04/07/2022	500	1,000	2,000	505.3	989.5	1973.5	0.990x + 8.629	1.000
H-B02	Dwyer	VFB-65	04/07/2022	500	1,000	2,000	495.3	997.8	1995.3	0.999x - 1.842	1.000
H-B03	Dwyer	VFB-65	05/07/2022	500	1,000	2,000	497.9	987.5	2010.2	1.006x - 16.084	0.999
H-B04	Dwyer	VFB-65	05/07/2022	500	1,000	2,000	500.4	999.5	2008.7	0.998x - 1.698	1.000
H-B05	Dwyer	VFB-65	01/07/2022	500	1,000	2,000	498.6	997.4	1982.3	0.988x + 13.004	1.000
H-B06	Dwyer	VFB-65	04/07/2022	500	1,000	2,000	503.9	994.2	1981.4	1.005x - 8.757	0.999
H-B07	Dwyer	VFB-65	04/07/2022	500	1,000	2,000	504.1	993.3	2018.3	1.002x - 1.639	1.000
H-B08	Dwyer	VFB-65	01/07/2022	500	1,000	2,000	500.2	999.2	1975.8	0.996x + 3.649	0.999
H-B09	Dwyer	VFB-65	01/07/2022	500	1,000	2,000	503.7	1006.6	2014.3	0.994x + 14.328	1.000
H-B10	Dwyer	VFB-65	04/07/2022	500	1,000	2,000	496.9	998.6	2012.4	0.997x + 3.130	1.000

Calibrated by :

(Mr. Phakhinai Khongkomnerd)

Approved by :

(Mr. Peera Detudom)



บริษัท เอส.พี.เอส. คอนซัลติ้ง เซอร์วิส จำกัด  
S.P.S. CONSULTING SERVICE CO., LTD.  
7 ซอยพหลโยธิน 24 ถนนพหลโยธิน แขวงจอมพล เขตจตุจักร กรุงเทพฯ 10900  
7 Soi Phaholyothin 24, Phaholyothin Rd., Jompol, Chatuchak, Bangkok 10900  
Tel : (662) 939-4370-72 Fax : (662) 513-4221 E-mail : sale@spscon.com, www.spscon.com

Rotameter Calibration Report (For Personal Pump High Flow Adjust)

Calibration Method : Dry Cal Primary Flowmeter

Model : Defender 510-H

S/N : 136164

Calibration Data

Rotameter Data			Calibration Data								
No.	Brand	Model	Date	Flow Rate (ml/min)						Value From Calibration Curve	
				Flow Rate (Reading)			Actual (Q std.)				
				1	2	3	1	2	3	y	R <sup>2</sup>
H-B01	Dwyer	VFB-65	05/10/2022	500	1,000	2,000	505.3	990.7	1975.7	0.990x + 8.856	1.000
H-B02	Dwyer	VFB-65	04/10/2022	500	1,000	2,000	495.7	997.8	1995.3	0.994x + 4.025	1.000
H-B03	Dwyer	VFB-65	04/10/2022	500	1,000	2,000	498.3	987.5	2010.2	1.004x - 14.483	0.999
H-B04	Dwyer	VFB-65	05/10/2022	500	1,000	2,000	501.2	999.9	2008.7	0.998x - 0.511	1.000
H-B05	Dwyer	VFB-65	05/10/2022	500	1,000	2,000	499.0	997.4	1972.3	0.987x + 14.507	1.000
H-B06	Dwyer	VFB-65	05/10/2022	500	1,000	2,000	503.9	993.4	1981.4	1.006x - 9.415	0.999
H-B07	Dwyer	VFB-65	05/10/2022	500	1,000	2,000	504.1	989.0	2018.3	1.002x - 2.255	1.000
H-B08	Dwyer	VFB-65	04/10/2022	500	1,000	2,000	499.8	999.2	1975.8	0.997x + 2.922	0.999
H-B09	Dwyer	VFB-65	06/10/2022	500	1,000	2,000	503.7	1006.6	2014.3	0.993x + 14.424	1.000
H-B10	Dwyer	VFB-65	06/10/2022	500	1,000	2,000	496.9	998.6	2012.4	0.998x + 1.450	1.000

Calibrated by :

(Mr. Abdul Dangklom)

Approved by :

(Mr. Peera Detudom)



# CALIBRATION LABORATORY Co., LTD.

2/10-11,14, 55 Soi Prasert Manukit 29 Yaek 4, Prasert Manukit Rd., Ladphrao, Bangkok 10230  
Tel. 02-578-0353-4 Fax: 02-578-2672 www.cal-laboratory.com E-mail:sale@cal-laboratory.com



## CERTIFICATE OF CALIBRATION

### FOR

NOMENCLATURE : VACUUM GAUGE  
MANUFACTURER : HI-LIGHT  
MODEL / TYPE : N/A  
SERIAL NO. : N/A[64-220066-1]  
CLID. NO. : 212201112  
JOB CONTROL NO. : 220720073201

CUSTOMER : S.P.S. CONSULTING SERVICE CO., LTD.  
7 SOI PHAHOLYOTHIN 24 ROAD., JOMPOL,  
CHATUCHAK, BANGKOK 10900

DATE OF RECEIVED : 20 July 2022

DATE OF ISSUED : 22 July 2022

Report of calibration screening must not be taken in part. Except complete. Without the approval of the Calibration Laboratory Co., Ltd.

Calibrated By : Sittipong Pimdee  
Calibration Engineer



Approved By : Mongkol Yotsoontorn  
Authorized Signatory  
22 July 2022



This Calibration Certificate documents the traceability to national standards, which realize the units of measurement according to the International System of Units (SI)

Certificate No. Q22073201

F3-011-04/01-12

page 1 of 3



@clccalibration



## REPORT OF CALIBRATION

### FOR

NOMENCLATURE : VACUUM GAUGE  
MANUFACTURER : HI-LIGHT  
MODEL / TYPE : N/A  
SERIAL NO. : N/A[64-220066-1]  
DATE OF CALIBRATION : 21 July 2022

---

#### ENVIRONMENT CONDITIONS :

Temperature :  $(23 \pm 2) ^\circ\text{C}$

Relative Humidity :  $(55 \pm 10) \% \text{RH}$

#### PROCEDURE USED :

This instrument was calibrated under procedure No. **CLC-CPPP-05** according to **DKD-R 6-1** as calibration guidelines.

The calibration was performed by direct measurement with Document Process Calibrator and Pressure Module which maintained by the Calibration Laboratory Co., Ltd.

#### REFERENCE STANDARD USED :

Document Process Calibrator, Fluke Model 744 S/N. 9226007 with Pressure Module Model 700PV4 S/N. 19298401.

#### TRACEABILITY :

The measurements are traceable to International System of Units (SI), through National Institute of Metrology (Thailand).  
Certificate No. MP-0196-21, Due Date 17 November 2022.

#### UNCERTAINTY :

The reported uncertainty is based on a standard uncertainty multiplied by coverage factor of  $k = 2$ . It has been evaluated according to the "Calibration of Pressure Gauges (DKD-R 6-1)" which provides a level of confidence approximately 95%.

Certificate No. **Q22073201**

F3-011-04/01-12

page 2 of 3



@clccalibration





**CLC**  
Accredited  
ISO/IEC 17025

# CALIBRATION LABORATORY Co., LTD.

2/10-11,14,55 Soi Prasert Manukit 29 Yaek 4, Prasert Manukit Rd., Ladphrao, Bangkok 10230  
Tel. 02-578-0353-4 Fax: 02-578-2672 www.cal-laboratory.com E-mail:sale@cal-laboratory.com



**CONDITION OF CALIBRATION ITEM : GOOD**

**MEASUREMENT RESULTS : ( X ) without adjustment ( ) adjustment**

The DUC was exercised by applying a known pressure from its zero to full scale 1 times. Then 2 series of known gauge pressure were applied. The STD reading were recorded and the means value were reported in the table below.

## CALIBRATION DATA

### **CORRECTION OF PRESSURE**

DUC Test point ( inHg )	STD Reading ( inHg )		Correction ( inHg )	
	Up	Down	Up	Down
0	0.0	0.0	0.0	0.0
-5	-4.6	-4.7	+0.4	+0.3
-10	-9.5	-9.6	+0.5	+0.4
-15	-14.4	-14.5	+0.6	+0.5
-20	-19.4	-19.5	+0.6	+0.5
-25	-24.5	-24.5	+0.5	+0.5
-30	-29.5	-29.5	+0.5	+0.5

Uncertainty of measurement  $\pm 0.2$  inHg

Transmitting fluid : Air.

Technical Note. k factor 1 kPa = 0.2952998 inHg

Note. The Scope of Accredited ANAB Certificate No. ACDM-2814 Version 008 Page 36 of 54

**This report is valid for the above stated instrument/s only.**

**### End of Certificate ###**

Certificate No. Q22073201

F3-011-04/01-12

page 3 of 3



@clccalibration



**QUALITY CALIBRATION CO.,LTD.**

235 Petchkasem 63/2 Road, Laksong, Bangkae, Bangkok 10160

Tel (662) 421-5402, (662) 444-0152-3, Fax (662) 809-4584

[www.qcalibration.com](http://www.qcalibration.com)

CERTIFICATE No : 22M2567

REFERENCE No : 64386-1

PAGE : 1 OF 2

**Certificate of Calibration**

**EQUIPMENT** : DIGITAL BALANCE

**MANUFACTURER** : METTLER TOLEDO

**MODEL** : XS 105DU

**SERIAL No** : 1126422905

**ID No** : BA 05/50

**CONDITION AS RECEIVED** : USED ITEM

**SUBMITTED BY** : S.P.S. CONSULTING SERVICE CO., LTD.  
7 SOI PHAHOLYOTHIN 24, PHAHOLYOTHIN RD.,  
JOMPOL, CHATUCHAK, BANGKOK 10900

**CALIBRATED BY** : TETNITHI W.

**CALIBRATION DATE** : 11-Mar-22

**APPROVED BY** : [REDACTED]  
PONGSAK J.

**ISSUED DATE** : 17-Mar-22

**RECEIVED DATE** : 11-Mar-22

THIS CERTIFICATE MAY NOT BE REPRODUCED OTHER THAN IN FULL EXCEPT WITH THE PRIOR WRITTEN APPROVAL OF  
QUALITY CALIBRATION CO., LTD.





CERTIFICATE No : 22M2567

PAGE : 2 OF 2

## Calibration Report

EQUIPMENT	:	DIGITAL BALANCE	MODEL	:	XS 105DU
MANUFACTURER	:	METTLER TOLEDO	S/N	:	1126422905
ID No	:	BA 05/50	RECEIVED DATE	:	11-Mar-22
AIR PRESSURE	:	1008mbar $\pm$ 1mbar	CALIBRATION DATE	:	11-Mar-22
AMBIENT TEMPERATURE	:	22° C $\pm$ 1° C	RELATIVE HUMIDITY	:	49 %RH $\pm$ 10 % RH

**CONDITION OF THIS RESULTS OF CALIBRATION**

1. THIS INSTRUMENT WAS CALIBRATED BY ACCORDING TO UKAS LAB 14 EDITION 6:2019 BY USING KNOWN WEIGHT STANDARD WEIGHT. THE BALANCE WAS NOT ADJUSTED BEFORE CALIBRATION. THE BALANCE HAS NO ZERO TRACKING FUNCTION. REPEATABILITY WAS MEASURED BY USING 10 REPEATED MEASUREMENTS. LINEARITY WAS MEASURED COVERING 10 POINTS, EVENLY SPREAD OVER THE RANGE. THE INSTRUMENT WAS SET ZERO BEFORE PERFORMING THE LINEARITY TEST. OFF-CENTER LOADING WAS MEASURED BY USING STANDARD WEIGHTS PLACED ON THE PAN AND MOVED TO VARIOUS POSITIONS ON THE PAN.

2. REFERENCE STANDARD INSTRUMENTS :-

INSTRUMENT	MODEL	SERIAL No	CERTIFICATE No	DUE DATE
1) STANDARD WEIGHT SET	E2	QK-I-151	C02210415	09-Feb-23

3. THIS RESULT WAS FOUND ACCURATE AS SHOWN ON DATE AND PLACE OF CALIBRATION ONLY.

4. THIS RESULT EXCLUDE LONG TERM STABILITY OF THE UNIT UNDER CALIBRATION.

5. THIS CERTIFICATE IS TRACEABLE TO THE INTERNATIONAL SYSTEM OF UNIT MAINTAINED AT:-

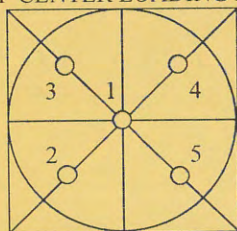
- NATIONAL INSTITUTE OF METROLOGY (THAILAND) THROUGH CENTRAL BUREAU OF WEIGHTS&MEASURES

**RESULT OF CALIBRATION :- WITHOUT ADJUSTMENT**

1. ZERO SETTING FUNCTION : NORMAL
2. TARE FUNCTION : NORMAL
3. REPEATABILITY OF READING AT 20 g WAS 0.000004 g
4. REPEATABILITY OF READING AT 100 g WAS 0.000048 g
5. DEPARTURE FROM NOMINAL VALUE/ LINEARITY

NOMINAL VALUE (g)	BALANCE READING (g)	CORRECTION (g)	UNCERTAINTY ( $\pm$ g)
0.00	0.00000	0.00000	0.000058
0.02	0.01999	0.00001	0.000058
0.10	0.09999	0.00001	0.000059
0.20	0.19999	0.00001	0.000059
0.50	0.50001	-0.00001	0.000058
1.00	1.00001	-0.00001	0.000059
2.00	2.00000	0.00000	0.000059
5.00	5.00001	-0.00001	0.000061
10.00	10.00005	-0.00005	0.000063
20.00	20.00006	-0.00006	0.000069
50.00	50.0000	0.0000	0.00011
100.00	100.0001	-0.0001	0.00019
120.00	120.0001	-0.0001	0.00022

6. OFF CENTER LOADING ERROR



POINT	READING (g)	
1	10.00001	50.0000
2	10.00002	50.0000
3	10.00001	50.0000
4	10.00001	50.0000
5	10.00002	50.0001
OFF-CENTER LOADING	0.00001	0.0001

NOTE: THIS CALIBRATION WAS CARRIED OUT AT THE CUSTOMER'S PLACE AT PRODUCTION AREA  
THE REPORTED UNCERTAINTY OF MEASUREMENT WAS BASED ON A STANDARD UNCERTAINTY MULTIPLIED BY A COVERAGE FACTOR  $k=2$ , PROVIDING A LEVEL OF CONFIDENCE APPROXIMATELY 95%.

END OF CALIBRATION REPORT



# SITHIPHORN ASSOCIATES CO.,LTD. CALIBRATION LABORATORY



451-451/1 Sirinthorn Rd.,Bangbumru, Bangplud Bangkok 10700 THAILAND.  
Tel.0-2435-8800 Fax.0-2433-1679 e-mail:cal-center@sithiphorn.com http://www.sithiphorn.com

NSC-TISI-TIS 17025  
CALIBRATION 0394

Cert. No. : SP22018

Pages 1 of 3

## Calibration Certificate

**Equipment :** UV-VIS SPECTROPHOTOMETER  
**Manufacturer :** PERKINELMER  
**Model :** LAMBDA 25  
**Serial No.:** 501S14123010  
**ID No.:** SP03/58  
**Calibration Mode :** WAVELENGTH ACCURACY  
PHOTOMETRIC ACCURACY  
  
**Condition As Found :** GOOD  
  
**Customer :** S.P.S. CONSULTING SERVICE CO., LTD.  
7 SOI PHAHOLYOTHIN 24, PHAHOLYOTHIN ROAD,  
CHOMPHON, CHATUCHAK,  
BANGKOK 10900, THAILAND.  
  
**Location :** ORGANIC LABORATORY IV  
  
**Ambient Temperature :** ( 24.4 ± 5 ) °C  
**Relative Humidity :** ( 60.1 ± 25 ) %  
  
**Received Date :** 30 AUGUST 2022  
**Calibration Date :** 30 AUGUST 2022  
**Date of Issue :** 31 AUGUST 2022

**Calibrated by :**

Nathakorn Pisutpaisan

**Approved by :**

( Thanakul Petchurai )

This certificate is issued in accordance with the requirements of ISO/IEC 17025 standard, may not be reproduced other than in full, except with the prior written approval of the head of Calibration Laboratory.



## Continuation of Calibration Certificate

Cert. No. : SP22018

Job No. : VC65SP0008

Pages : 2 of 3

**Calibration Method :**

This instrument was calibrated by using on-site calibration procedure In-house method : CP-SP-01

The calibration procedure to direct measurement wavelength accuracy by using wavelength standard solution, Photometric accuracy by using absorbance standard filter and absorbance standard solution

The calibration procedure used was based on ASTM E275-01,ASTM E925-02

**Condition of this result of calibration :**

## 1. Certified reference materials

Material	Ref. type	Cell serial No.	Cert. No.	Due Date
Holmium liquid	RM-HL	29706	87569	13/10/2022
Didymium liquid	RM-DL	28912	87588	15/10/2022
Neutral density filter	RM-1N2N3N	13877	87600	15/10/2022
Potassium dichromate solutions	RM-0204060810	14204	87614	16/10/2022
Potassium Iodide solution	-	KI-0701-001	CI-0090-22	08/04/2024

2. This result of calibration was found accurate as shown on date and place of calibration only.

3. This certificate is traceable to the international system of unit maintained at :

3.1 The UK National Physical Laboratory (NPL)

3.2 The National Institute of Standards and Technology,NIST.

**Result of calibration : Wavelength Accuracy**

(Without adjustment)

Material	Certified Values of Reference Material (nm)	UUC* Reading (nm)	Error (nm)	Uncertainty ± (nm)	k Factor
RM-HL	278.13	278.3	0.17	0.16	2.00
	361.25	361.4	0.15	0.16	2.00
	467.82	467.8	-0.02	0.16	2.00
	536.56	536.5	-0.06	0.16	2.00
	640.50	640.5	0.00	0.16	2.00
RM-DL	740.09	740.0	-0.09	0.16	2.00
	864.94	865.2	0.26	0.16	2.00

UUC\* = Unit Under Calibration

Continuation of Calibration Certificate

Cert. No. : SP22018  
Job No. : VC65SP0008  
Pages : 3 of 3

**Result of calibration : Photometric Accuracy**

(Without adjustment)

Material	Wavelength (nm)	Filter: S/N	Nominal Absorbance (A)	Certified Absorbance (A)	UUC* Reading Absorbance (A)	Error (A)	Uncertainty ± (A)	k Factor
Neutral Density glass filter	440.0	29360	1.0	1.0524	1.0539	0.0015	0.0028	2.00
		29914	0.7	0.7454	0.7459	0.0005	0.0029	2.00
		29381	0.5	0.5426	0.5426	0.0000	0.0028	2.00
	546.1	29360	1.0	0.9822	0.9810	-0.0012	0.0028	2.00
		29914	0.7	0.6962	0.6960	-0.0002	0.0028	2.00
		29381	0.5	0.5076	0.5070	-0.0006	0.0029	2.00
	590.0	29360	1.0	1.0221	1.0202	-0.0019	0.0028	2.00
		29914	0.7	0.7238	0.7230	-0.0008	0.0029	2.00
		29381	0.5	0.5364	0.5360	-0.0004	0.0031	2.00
	635.0	29360	1.0	0.9751	0.9732	-0.0019	0.0028	2.00
		29914	0.7	0.6912	0.6902	-0.0010	0.0029	2.00
		29381	0.5	0.5214	0.5210	-0.0004	0.0032	2.00
Material	Wavelength (nm)	Solution (mg/l)	Certified Absorbance (A)	UUC* Reading Absorbance (A)	Error (A)	Uncertainty ± (A)	k Factor	
RM-0204060810	235.0	20	0.2436	0.2419	-0.0017	0.0101	2.00	
		40	0.4905	0.4855	-0.0050	0.0115	2.00	
		60	0.7453	0.7388	-0.0065	0.0067	2.00	
		80	0.9920	0.9839	-0.0081	0.0071	2.00	
		100	1.2487	1.2414	-0.0073	0.0073	2.00	

UUC\* = Unit Under Calibration

**Condition of this result of calibration : Spectrophotometer PERKINELMER Model Lambda 25 S/N 501S141230**

Resolution of Wavelength Mode 0.1 nm  
Resolution of Photometric Mode 0.0001 A  
Parameter Setting  
Measurement Mode Wavelength, Absorbance  
Wavelength Scan 1100 nm-190 nm  
Scanning Speed 7.5 nm/min  
Data Pitch 0.1 nm  
Band width(Wavelength) 1.0 nm  
Band width(Vis) 1.0 nm  
Band width(Uv) 1.0 nm

Stray Light** UUC* Reading at 220 nm	
Transimission T(%)	Absorbance(A)
0.0107	3.9886

\*\*Specific Acceptance :  
Transmission  $\leq 1.0$  T(%), Absorbance  $\geq 2.0$  A  
\*\*Stray light not TISI Accredited

The reported uncertainty is based on a standard uncertainty multiplied by a coverage factor  $k$ , providing a level of confidence of approximately 95%

**End of Calibration Certificate**



บริษัท เอส.พี.เอส. คอนซัลติ้ง เซอร์วิส จำกัด  
S.P.S. CONSULTING SERVICE CO., LTD.  
7 ซอยพหลโยธิน 24 ถนนพหลโยธิน แขวงจอมพล เขตจตุจักร กรุงเทพฯ 10900  
7 Soi Phaholyothin 24, Phaholyothin Rd., Jompol, Chatuchak, Bangkok 10900  
Tel : (662) 939-4370-72, Fax : (662) 513-4221, E-mail : sale@spscon.com, www.spscon.com

Calibration Report  
Non-Dispersive Infrared CO Analyzer

Date :	01 September 2022	Brand :	API	Model :	300E
No.	CO-B01	Serial No.	782		
Calibrator (Dilution System)					
Brand : API			Model : 700		
Last Cal. Date : 20 September 2021			Serial No. : 421		
Reference Standard Gas					
Standard Gas : Carbon Monoxide (CO)			Cylinder No. : D196045		
Certified Date : 16 April 2022		Expired Date : 15 April 2024		Cylinder Conc. : 4,570 ppm	
Calibrating Condition					
Pressure	1011	mmbar	Temp.	24.5	°C
				% RH	48
Calibration Setting					
Span	Initial Reading (Before Adj.), PPM			Final Reading (After Adj.), PPM	
Set Point	Expected Concentration	Analyzer Response	%Dif	Analyzer Response	
Zero	0	-0.10	-	0	
CO Span	40.00	40.08	0.200	40.00	
API Model 300E CO Analyzer Check List					
Parameter	Observed Value	Units	Nominal Range		
Range	50	PPM	0-1000 ppm		
Stability	0.10	PPM	< 1 ppm With Zero Air		
CO Measure	4015.3	mV	2500-4800 mV		
CO Reference	3947.7	mV	2500-4800 mV		
Measure/Reference Ratio	1.180	-	1.1-1.3 W/Zero Air		
Sample Pressure	28.6	In-Hg-A	~2" < Ambient Absolute Pressure		
Sample Flow	807	CC/Min	800 ± 10%		
Sample Temperature	48.5	°C	48 ± 4		
Bench Temperature	48.3	°C	48 ± 2		
Wheel Temperature	68.5	°C	68 ± 2		
Box Temperature	30.6	°C	Ambient Temp + 7 ± 10		
Photo-Drive	3024.8	mV	250 mV to 4750 mV		
Slope	1.017	-	1.0 ± 0.3		
Offset	0.2	-	0 ± 0.3		

Calibrated by :

(Mr. Adul Dangklom)

Approved by :

(Mr. Peera Detudom)





บริษัท เอส.พี.เอส. คอนซัลติ้ง เซอร์วิส จำกัด  
S.P.S. CONSULTING SERVICE CO., LTD.  
7 ซอยพหลโยธิน 24 ถนนพหลโยธิน แขวงจอมพล เขตจตุจักร กรุงเทพฯ 10900  
7 Soi Phaholyothin 24, Phaholyothin Rd., Jompol, Chatuchak, Bangkok 10900  
Tel : (662) 939-4370-72. Fax : (662) 513-4221. E-mail : sale@spscon.com.. www.spscon.com

Calibration Report					
Non-Dispersive Infrared CO Analyzer					
Date :	06 December 2022	Brand :	API	Model :	300E
No.	CO-B01			Serial No.	782
Calibrator (Dilution System)					
Brand : API			Model : 700		
Last Cal. Date : 06 September 2022			Serial No. : 421		
Reference Standard Gas					
Standard Gas : Carbon Monoxide (CO)			Cylinder No. : D196045		
Certified Date : 16 April 2022		Expired Date : 15 April 2024		Cylinder Conc. : 4,570 ppm	
Calibrating Condition					
Pressure	1011	mmbar	Temp.	24.6	°C
			% RH	49	
Calibration Setting					
Span	Initial Reading (Before Adj.), PPM			Final Reading (After Adj.), PPM	
Set Point	Expected Concentration	Analyzer Response	%Dif	Analyzer Response	
Zero	0	0.11	-	0	
CO Span	40.00	40.10	0.250	40.00	
API Model 300E CO Analyzer Check List					
Parameter	Observed Value	Units	Nominal Range		
Range	50	PPM	0-1000 ppm		
Stability	0.10	PPM	< 1 ppm With Zero Air		
CO Measure	4017.3	mV	2500-4800 mV		
CO Reference	3948.1	mV	2500-4800 mV		
Measure/Reference Ratio	1.180	-	1.1-1.3 W/Zero Air		
Sample Pressure	28.5	In-Hg-A	~2" < Ambient Absolute Pressure		
Sample Flow	810	CC/Min	800 ± 10%		
Sample Temperature	48.4	°C	48 ± 4		
Bench Temperature	48.1	°C	48 ± 2		
Wheel Temperature	68.3	°C	68 ± 2		
Box Temperature	30.7	°C	Ambient Temp + 7 ± 10		
Photo-Drive	3023.9	mV	250 mV to 4750 mV		
Slope	1.018	-	1.0 ± 0.3		
Offset	0.2	-	0 ± 0.3		

Calibrated by :

(Mr. Adul Dangklom)

Approved by :

(Mr. Peera Detudom)

ระดับเสียง

THAILAND INSTITUTE OF SCIENTIFIC AND TECHNOLOGICAL RESEARCH (TISTR)

Request No. 21-65/0455

MTC No. EEL. BP. 41/0465

## CALIBRATION CERTIFICATE

Submitted by : S.P.S. Consulting Service Co.,Ltd.

Address : 7 Soi Phaholyothin 24, Phaholyothin Road, Jompol, Chatuchak, Bangkok 10900.

Calibrated at : Electrical and Electronic Standards Laboratory, Industrial Metrology and Testing Service Centre.  
: Soi 1C, Bangpoo Industrial Estate, Sukhumvit Rd., Muang, Samutprakan 10280.

### Instrument Calibrated :

Description : Sound Calibrator

Manufacturer : ACO

Model : 2127

Serial No. : 130006

### Ambient Environment

Temperature :  $(23 \pm 3) ^\circ\text{C}$

Relative Humidity :  $(50 \pm 15) \%$

Ambient Pressure :  $(101.325 \pm 1.500) \text{ kPa}$

Standards used : 1. Digital Function Synthesizer NF Electronic DF-193A S/N 122037.

2. Measuring Amplifier Bruel&Kjaer 2636 S/N 1537484.

3. Programmable Attenuator Tamagawa TPA-303A S/N OF 2214.

4. Digital Multimeter Agilent 34401A S/N MY44005560.

5. Pressure Transmitter Vaisala PTB202AD S/N T0650001.

6. Audio Analyzer Keithley 2015-P S/N 4106495.

7. Condenser Microphone Bruel&Kjaer 4180 S/N 2889871.

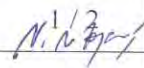
**Calibration Procedure:** CP-102-04 based on IEC 60942-2003. The sound pressure level of instrument was measured by standard microphone using an insert voltage technique.

This instrument has been calibrated against standards maintained at Electrical and Electronic Standards Laboratory (EEL), which are traceable to the International System of Units through the National Institute of Metrology (Thailand).

The information on actual reading is attached herewith and the uncertainty limits quoted refer to the measured values only.

Date of Receipt : 22 Apr. 2022

Date of Calibration : 28 Apr. 2022



The results relate only to the items tested/calibrated or value assigned.

Advertising the Report/Certificate and publicity of the results except in full are prohibited unless written permission is obtained from the governor of TISTR.

FM.BL.MTC.002 Rev.4



THAILAND INSTITUTE OF SCIENTIFIC AND TECHNOLOGICAL RESEARCH (TISTR)

Request No. 21-65/0455

MTC No. EEL. BP. 41/0465

The reported expanded uncertainty is based upon a standard uncertainty multiplied by a coverage factor  $k = 2$ , providing a level of confidence of approximately 95%.

Nominal Output of Unit Under Test = 94 dB re 20 $\mu$ Pa at 1000 Hz

Acoustic Output in dB re 20 $\mu$ Pa, Corrected to Reference Conditions: 101.325 kPa, 23.0 °C and 50 %RH.

1. Sound Pressure Level

Standard Microphone Type	Measured Sound Pressure Level (dB)	Deviated value (dB)	Uncertainty (dB)	Tolerance limit IEC60942:2003 Class 1
1/2 inch Bruel&Kjaer 4180	93.93	-0.07	$\pm 0.10$	$\pm 0.40$ dB

2. Frequency

Standard Microphone Type	Measured Frequency (Hz)	Deviated value (Hz)	Uncertainty (Hz)	Tolerance limit IEC60942:2003 Class 1
1/2 inch Bruel&Kjaer 4180	999.9	-0.1	$\pm 1.5$	$\pm 1.0\%$

3. Total Distortion

Standard Microphone Type	Measured Total Distortion (%)	Uncertainty (%)	Tolerance limit IEC60942:2003 Class 1
1/2 inch Bruel&Kjaer 4180	1.44	$\pm 0.50$	$\pm 3.0\%$

- Note : 1. No adjustment.  
2. The calibrator pressure correction was not included.  
3. The microphone volume correction was not included.

Calibrated by :

(Mr.Nuttapong Niljrusvanit)

(Mr.Tawikiat Iamsamran)

Approved by :

(Mr.Prawate Kluaypa)

Director

Electrical and Electronic Standards Laboratory

Industrial Metrology and Testing Service Centre

Date of Calibration : 28 Apr. 2022

Date of Issue : 28 Apr. 2022

Ref : 2011265042601787001

2 / 2

End of Certificate

The results relate only to the items tested/calibrated or value assigned.

Advertising the Report/Certificate and publicity of the results except in full are prohibited unless written permission is obtained from the governor of TISTR.

FM.BL.MTC.002 Rev.4



บริษัท เอส.พี.เอส. คอนซัลติ้ง เซอร์วิส จำกัด  
S.P.S. CONSULTING SERVICE CO., LTD.  
7 ซอยพหลโยธิน 24 ถนนพหลโยธิน แขวงจอมพล เขตจตุจักร กรุงเทพฯ 10900  
7 Soi Phaholyothin 24, Phaholyothin Rd., Jompol. Chatuchak, Bangkok 10900  
Tel : (662) 939-4370-72, Fax : (662) 513-4221, E-mail : sale@spscon.com., www.spscon.com

Noise B\_543/22

### Sound Level Meter Calibration Report

#### Acoustic Calibrator Data

Brand	ACO	Number	AC 03/56
Model	2127	Serial No.	130006
Calibration Range	94 dB, 1000 Hz	Last Calibration	28 April 2022
		Due Date	28 April 2023

#### Calibration Data

Sound Level Meter Data				Calibration Data		
SLM No.	Brand	Model	Serial No.	Date	Actual Reading [dB]	
					Before Adjustment	After Adjustment
ACO-B01	ACO	6236	00132025	13 September 2022	94.1	94.0
ACO-B29	ACO	6236	00182011	13 September 2022	94.1	94.0
ACO-B36	ACO	6236	00192027	13 September 2022	94.0	94.0
ACO-B41	ACO	6236	00192032	13 September 2022	94.0	94.0
ACO-B43	ACO	6236	00192034	13 September 2022	93.9	94.0
Acoustic Certified Value : Thailand Institute of Scientific and Technological Research (TISTR)					93.93 ± 0.10 dB	

Calibrated by :

(Mr. Adul Dangklom )

Approved by :

(Mr. Peera Detudom)



**Request No.** 21-65/0374

**MTC No.** EEL. BP. 47/0365

## CALIBRATION CERTIFICATE

**Submitted by** : S.P.S. Consulting Service Co.,Ltd.

**Address** : 7 Soi Phaholyothin 24, Phaholyothin Road, Jompol, Chatuchak, Bangkok 10900.

**Calibrated at** : Electrical and Electronic Standards Laboratory, Industrial Metrology and Testing Service Centre.  
: Soi 1C, Bangpoo Industrial Estate, Sukhumvit Rd., Muang, Samutprakan 10280.

**Instrument Calibrated :**

Description : Sound Calibrator

Manufacturer : Cirrus

Model : CR:515

Serial No. : 92002

**Ambient Environment**

Temperature :  $(23 \pm 3) ^\circ\text{C}$

Relative Humidity :  $(50 \pm 15) \%$

Ambient Pressure :  $(101.325 \pm 1.500) \text{ kPa}$

**Standards used :**

1. Digital Function Synthesizer NF Electronic DF-193A S/N 122037.
2. Measuring Amplifier Bruel&Kjaer 2636 S/N 1537484.
3. Programmable Attenuator Tamagawa TPA-303A S/N OF 2214.
4. Digital Multimeter Agilent 34401A S/N MY44005560.
5. Pressure Transmitter Vaisala PTB202AD S/N T0650001.
6. Audio Analyzer Keithley 2015-P S/N 4106495.
7. Condenser Microphone Bruel&Kjaer 4180 S/N 2889871.

**Calibration Procedure:** CP-102-04 based on IEC 60942-2003; The sound pressure level generated by sound calibrator under test shall be measured by standard microphone using an insert voltage technique.

This instrument has been calibrated against standards maintained at Electrical and Electronic Standards Laboratory (EEL), which are traceable to the International System of Units through the National Institute of Metrology (Thailand).

The information on actual reading is attached herewith and the uncertainty limits quoted refer to the measured values only.

**Date of Receipt** : 14 Mar. 2022

**Date of Calibration** : 19 Mar. 2022

1 / 2

The results relate only to the items tested/calibrated or value assigned.

Advertising the Report/Certificate and publicity of the results except in full are prohibited unless written permission is obtained from the governor of TISTR.

FM.BL.MTC.002 Rev.4

**Head Office**  
35 Mu 3 Tambon Khlong Ha, Amphoe Khlong Luang,  
Changwat Pathumthani 12120, Thailand  
Tel. (66) 0 2577 9000  
Fax. (66) 0 2577 9009  
E-mail : rumpai@tistr.or.th Website:www.tistr.or.th

**Office/Laboratory**  
Soi 1C, Bangpoo Industrial Estate, Sukhumvit Road,  
Amphoe Muang, Changwat Samutprakan 10280, Thailand  
Tel. (66) 0 2323 1672-80 ext. 115, 116  
Fax. (66) 0 2323 9165  
E-mail : mtc@tistr.or.th

**Office**  
196 Phahonyothin Road, Chatuchak, Bangkok 10900,  
Thailand  
Tel. (66) 0 2579 1121-30 ext. 5219, 5225, 5217  
Fax. (66) 0 2579 8592  
E-mail : sumalee@tistr.or.th



THAILAND INSTITUTE OF SCIENTIFIC AND TECHNOLOGICAL RESEARCH (TISTR)

Request No. 21-65/0374

MTC No. EEL. BP. 47/0365

The reported expanded uncertainty is based upon a standard uncertainty multiplied by a coverage factor  $k = 2$ , providing a level of confidence of approximately 95%.

Nominal Output of Unit Under Test = 94 dB re 20 $\mu$ Pa at 1000 Hz

Acoustic Output in dB re 20 $\mu$ Pa, Corrected to Reference Conditions: 101.325 kPa, 23.0 °C and 50 %RH.

1. Sound Pressure Level

Standard Microphone Type	Measured Sound Pressure Level (dB)	Deviated value (dB)	Uncertainty (dB)	Tolerance limit IEC60942:2003 Class 1
1/2 inch Bruel&Kjaer 4180	93.99	-0.01	$\pm 0.10$	$\pm 0.40$ dB

2. Frequency

Standard Microphone Type	Measured Frequency (Hz)	Deviated value (Hz)	Uncertainty (Hz)	Tolerance limit IEC60942:2003 Class 1
1/2 inch Bruel&Kjaer 4180	1000.3	0.3	$\pm 1.5$	$\pm 1.0\%$

3. Total Distortion

Standard Microphone Type	Measured Total Distortion (%)	Uncertainty (%)	Tolerance limit IEC60942:2003 Class 1
1/2 inch Bruel&Kjaer 4180	1.00	$\pm 0.50$	$\pm 3.0\%$

Note : 1. No adjustment.

2. The calibrator pressure correction was not included.

3. The microphone volume correction was not included.

Calibrated by :



(Mr. Weerachai Deechaiyae)

Approved by :



(Mr. Prawate Kluaypa)

Director

Electrical and Electronic Standards Laboratory  
Industrial Metrology and Testing Service Centre

Date of Calibration : 19 Mar. 2022

Date of Issue : 22 Mar. 2022

Ref : 2011265031401103001

End of Certificate

2 / 2

The results relate only to the items tested/calibrated or value assigned.

Advertising the Report/Certificate and publicity of the results except in full are prohibited unless written permission is obtained from the governor of TISTR.

FM.BL.MTC.002 Rev.4



บริษัท เอส.พี.เอส. คอนซัลติ้ง เซอร์วิส จำกัด  
S.P.S. CONSULTING SERVICE CO., LTD.  
7 ซอยพหลโยธิน 24 ถนนพหลโยธิน แขวงจอมพล เขตจตุจักร กรุงเทพฯ 10900  
7 Soi Phaholyothin 24, Phaholyothin Rd., Jompol, Chatuchak, Bangkok 10900  
Tel : (662) 939-4370-72, Fax : (662) 513-4221, E-mail : sale@spscon.com, www.spscon.com

Noise B\_543\_1/22

### Sound Level Meter Calibration Report

#### Acoustic Calibrator Data

Brand	CIRRUS	Number	AC-CR01/63
Model	CR515	Serial No.	92002
Calibration Range	94 dB, 1000 Hz	Last Calibration	19 March 2022
		Due Date	19 March 2023

#### Calibration Data

Sound Level Meter Data				Calibration Data		
SLM No.	Brand	Model	Serial No.	Date	Actual Reading [dB]	
					Before Adjustment	After Adjustment
CR-B03	Cirrus	CR161B	G301155	13 September 2022	94.0	94.0
CR-B10	Cirrus	CR161B	G301407	13 September 2022	94.0	94.0
Acoustic Certified Value : Thailand Institute of Scientific and Technological Research (TISTR)					93.99 ± 0.10 dB	

Calibrated by :

(Mr. Adul Dangklom )

Approved by :

(Mr. Peera Detudom)

Request No. 21-65/0760

MTC No. EEL. BP. 24/0965

## CALIBRATION CERTIFICATE

Submitted by : S.P.S. CONSULTING SERVICE CO., LTD.

Address : 7 Soi Phaholyothin 24, Phaholyothin Road, Jompol, Chatuchak, Bangkok 10900.

Calibrated at : Electrical and Electronic Standards Laboratory, Industrial Metrology and Testing Service Centre.  
: Soi 1C, Bangpoo Industrial Estate, Sukhumvit Rd., Muang, Samutprakan 10280.

### Instrument Calibrated :

Description : Acoustic Calibrator

Manufacturer : SVANTEK

Model : SV34

Serial No. : 33139

### Ambient Environment

Temperature :  $(23 \pm 3) ^\circ\text{C}$

Relative Humidity :  $(50 \pm 15) \%$

Ambient Pressure :  $(101.325 \pm 1.500) \text{ kPa}$

Standards used : 1. Digital Function Synthesizer NF Electronic DF-193A S/N 122037.

2. Measuring Amplifier Bruel&Kjaer 2636 S/N 1537484.

3. Programmable Attenuator Tamagawa TPA-303A S/N OF 2214.

4. Digital Multimeter Agilent 34401A S/N MY44005560.

5. Pressure Transmitter Vaisala PTB202AD S/N T0650001.

6. Audio Analyzer Panasonic VP-7722A S/N 041477D122.

7. Condenser Microphone Bruel&Kjaer 4180 S/N 2633526.

Calibration Procedure: CP-102-04 based on IEC 60942-2003. The sound pressure level of instrument was measured by standard microphone using an insert voltage technique.

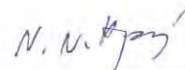
This instrument has been calibrated against standards maintained at Electrical and Electronic Standards Laboratory (EEL), which are traceable to the International System of Units through the National Institute of Metrology (Thailand).

The information on actual reading is attached herewith and the uncertainty limits quoted refer to the measured values only.

Date of Receipt : 13 Sep. 2022

Date of Calibration : 19 Sep. 2022

1 / 2



The results relate only to the items tested/calibrated or value assigned.

Advertising the Report/Certificate and publicity of the results except in full are prohibited unless written permission is obtained from the governor of TISTR.

FM.BL.MTC.002 Rev.4

### Head Office

35 Mu 3 Tambon Khlong Ha, Amphoe Khlong Luang,  
Changwat Pathumthani 12120, Thailand  
Tel. (66) 0 2577 9000  
Fax. (66) 0 2577 9009  
E-mail : rumpai@tistr.or.th Website:www.tistr.or.th

### Office/Laboratory

Soi 1C, Bangpoo Industrial Estate, Sukhumvit Road,  
Amphoe Muang, Changwat Samutprakan 10280, Thailand  
Tel. (66) 0 2323 1672-80 ext. 115, 116  
Fax. (66) 0 2323 9165  
E-mail : mtc@tistr.or.th

### Office

196 Phahonyothin Road, Chatuchak, Bangkok 10900,  
Thailand  
Tel. (66) 0 2579 1121-30 ext. 5219, 5225, 5217  
Fax. (66) 0 2579 8592  
E-mail : sumalee@tistr.or.th



Request No. 21-65/0760

MTC No. EEL. BP. 24/0965

The reported expanded uncertainty is based upon a standard uncertainty multiplied by a coverage factor  $k = 2$ , providing a level of confidence of approximately 95%.

Nominal Output of Unit Under Test = 114 dB re 20 $\mu$ Pa at 1000 Hz

Acoustic Output in dB re 20 $\mu$ Pa, Corrected to Reference Conditions: 101.325 kPa, 23.0 °C and 50 %RH.

1. Sound Pressure Level

Standard Microphone Type	Measured Sound Pressure Level (dB)	Deviated value (dB)	Uncertainty (dB)	Tolerance limit IEC60942:2003 Class 2
1/2 inch Bruel&Kjaer 4180	113.63	-0.37	$\pm 0.10$	$\pm 0.75$ dB

2. Frequency

Standard Microphone Type	Measured Frequency (Hz)	Deviated value (Hz)	Uncertainty (Hz)	Tolerance limit IEC60942:2003 Class 2
1/2 inch Bruel&Kjaer 4180	1000.0	0.0	$\pm 1.5$	$\pm 2.0$ %

3. Total Distortion

Standard Microphone Type	Measured Total Distortion (%)	Uncertainty (%)	Tolerance limit IEC60942:2003 Class 2
1/2 inch Bruel&Kjaer 4180	0.24	$\pm 0.50$	$\pm 4.0$ %

- Note :
1. No adjustment.
  2. The calibrator pressure correction was not included.
  3. The microphone volume correction was not included.

Calibrated by :



(Mr. Nuttapong Niljrusvanit)

Approved by :



(Mr. Prawate Kluaypa)

Director

Electrical and Electronic Standards Laboratory  
Industrial Metrology and Testing Service Centre

Date of Calibration : 19 Sep. 2022

Date of Issue : 20 Sep. 2022

Ref : 2011265091304034002

2 / 2

End of Certificate

The results relate only to the items tested/calibrated or value assigned.

Advertising the Report/Certificate and publicity of the results except in full are prohibited unless written permission is obtained from the governor of TISTR.

FM.BL.MTC.002 Rev.4

Head Office

35 Mu 3 Tambon Khlong Ha, Amphoe Khlong Luang,  
Changwat Pathumthani 12120, Thailand  
Tel. (66) 0 2577 9000  
Fax. (66) 0 2577 9009  
E-mail : rumpai@tistr.or.th Website:www.tistr.or.th

Office/Laboratory

Soi 1C, Bangpoo Industrial Estate, Sukhumvit Road,  
Amphoe Muang, Changwat Samutprakan 10280, Thailand  
Tel. (66) 0 2323 1672-80 ext. 115, 116  
Fax. (66) 0 2323 9165  
E-mail : mtc@tistr.or.th

Office

196 Phahonyothin Road, Chatuchak, Bangkok 10900,  
Thailand  
Tel. (66) 0 2579 1121-30 ext. 5219, 5225, 5217  
Fax. (66) 0 2579 8592  
E-mail : sumalee@tistr.or.th



บริษัท เอส.พี.เอส. คอนซัลติ้ง เซอร์วิส จำกัด  
S.P.S. CONSULTING SERVICE CO., LTD.  
7 ซอยพหลโยธิน 24 ถนนพหลโยธิน แขวงจอมพล เขตจตุจักร กรุงเทพฯ 10900  
7 Soi Phaholyothin 24, Phaholyothin Rd., Jompol, Chatuchak, Bangkok 10900  
Tel : (662) 939-4370-72, Fax : (662) 513-4221, E-mail : sale@spscon.com., www.spscon.com

Noise Dose B\_584/22

### Noise Dose Meter Calibration Report

#### Acoustic Calibrator Data

Brand	SVANTEK	Number	SV 06/62
Model	SV34	Serial No.	33139
Calibration Range	114 dB, 1000 Hz	Last Calibration	19 September 2022
		Due Date	19 September 2023

#### Calibration Data

##### Sound Level Meter Data

##### Calibration Data

SLM No.	Brand	Model	Serial No.	Date	Actual Reading [dB]	
					Before Adjustment	After Adjustment
NMD-B06	SVANTEK	SV-104IS	80816	23 October 2022	113.6	113.6
NMD-B07	SVANTEK	SV-104IS	80817	23 October 2022	113.6	113.6
NMD-B08	SVANTEK	SV-104IS	80818	23 October 2022	113.6	113.6
NMD-B09	SVANTEK	SV-104IS	80829	23 October 2022	113.6	113.6
NMD-B10	SVANTEK	SV-104IS	80830	23 October 2022	113.6	113.6
NMD-B11	SVANTEK	SV-104IS	80831	23 October 2022	113.6	113.6
NMD-B14	SVANTEK	SV-104IS	80875	23 October 2022	113.6	113.6
NMD-B16	SVANTEK	SV-104IS	106120	23 October 2022	113.6	113.6
NMD-B17	SVANTEK	SV-104IS	106122	23 October 2022	113.6	113.6
NMD-B18	SVANTEK	SV-104IS	106123	23 October 2022	113.6	113.6
NMD-B19	SVANTEK	SV-104IS	106124	23 October 2022	113.6	113.6
NMD-B20	SVANTEK	SV-104IS	106131	23 October 2022	113.6	113.6

Acoustic Certified Value : Thailand Institute of Scientific and Technological Research (TISTR)

113.63 ± 0.10 dB

Calibrated by :

(Mr. Adul Dangklom)

Approved by :

(Mr. Peera Detudom)

คุณภาพน้ำ





TECHNOLOGY PROMOTION ASSOCIATION (THAILAND-JAPAN)  
CORPORATE SERVICES 3: EQUIPMENT CALIBRATION AND TESTING SERVICES  
534/4 PATTANAKARN ROAD SOI 18, SUANLUANG, SUANLUANG BANGKOK 10250  
TEL. 0-2717-3000-27 FAX. 0-2719-9484



Cert.No.: 22CH140

Page.: 1 of 2

## Certificate of Calibration

**Equipment :** Conductivity Meter  
**Manufacturer :** Mettler Toledo  
**Model :** SevenCompact  
**Serial No. :** C141708983  
**ID No. :** -  
**Condition As-Received:** Used Item  
**Received Date :** 31 January 2022  
**Calibration Date :** 02 February 2022  
**Reference :** 2201-0954WSC-1  
**Submitted by :** S.P.S. Consulting Service Co.,Ltd.  
7 Soi Phahonyothin 24, Phahonyothin Rd.,  
Chom Phon, Chatuchak, Bangkok 10900  
**Ambient Temperature :**  $(25 \pm 2.5) ^\circ\text{C}$   
**Relative Humidity :**  $(50 \pm 15) \%$   
**Calibration Procedure:** In -house method :  
- CP-CH6 : based on direct measurement by  
using certified reference material (CRM)

**Calibrated by :** Warakorn Lerngagtrakul

**Approved by :**

Approved Signatory

- ( ✓ ) Malee Butkruea  
( ) Saithip Meangmai  
( ) Warakorn Lerngagtrakul

**Issue Date :** 10 February 2022

**The Uncertainties are for a confidence probability of approximately 95%**

This certificate may not be reproduced other than in full, except with the prior written  
Approval of the head of Corporate Services 3 : Equipment Calibration and Testing Services.

A 0037795



Cert.No.: 22CH140

Page.: 2 of 2

**Condition of this result of calibration**

## 1. Reference Standard Instrument :-

<u>Instrument</u>	<u>Serial No.</u>	<u>ID No.</u>	<u>Certificate No.</u>	<u>Due date</u>
1) Thermometer	1963878	130RC095	21I977	17 Sep 2022

This certification is traceable to the International System of Unit maintained at:-

- Traceable to National Institute of Metrology (Thailand), NIMT

## 2. Certified Reference Materials :-

- Conductivity calibration solution, CPA chem Ltd., The measurement results are traceable to SI through CPA chem Ltd., ANSI-ASQ National Accreditation Board, Accredited No. AR-1835

<u>Conductivity Solution</u>	<u>Manufacturer</u>	<u>Lot No.</u>	<u>Exp. date</u>
147.0 $\mu\text{S/cm}$	CPA Chem	761020	02 Aug 2022
1413.0 $\mu\text{S/cm}$	CPA Chem	761021	02 Aug 2022
12.880 mS/cm	CPA Chem	761022	02 Aug 2022
111.3 mS/cm	CPA Chem	768164	12 Sep 2022

- Control Conductivity calibration solution temperature by Water bath ( $25 \pm 0.1$ )  $^{\circ}\text{C}$

## 3. This certificate is valid only to the item calibrated on date and place of calibration.

**Calibration results****Function : Conductivity Measurement**

(\*) After Adjustment at 0.147, 1.413, 12.880, 111.3 mS/cm

Conductivity Electrode Serial No.: 5821320179

<b>Standard Conductivity Solution</b>	<b>Before Adjustment UUC* Reading</b>	<b>After Adjustment UUC* Reading</b>	<b>Uncertainty of Measurement (<math>\pm</math>)</b>	<b>Coverage factor k</b>
147.0 $\mu\text{S/cm}$	148.1 $\mu\text{S/cm}$	147.0 $\mu\text{S/cm}$	0.99 $\mu\text{S/cm}$	2.00
1413.0 $\mu\text{S/cm}$	1413 $\mu\text{S/cm}$	1413 $\mu\text{S/cm}$	9.2 $\mu\text{S/cm}$	2.00
12.880 mS/cm	12.61 mS/cm	12.88 mS/cm	0.086 mS/cm	2.00
111.3 mS/cm	105.7 mS/cm	111.4 mS/cm	0.76 mS/cm	2.00

**Remark**

- UUC\* = Unit Under Calibration

- 147.0  $\mu\text{S/cm}$  Adjustment Cell constant =  $0.550585 \text{ cm}^{-1}$ - 1413.0  $\mu\text{S/cm}$  Adjustment Cell constant =  $0.554585 \text{ cm}^{-1}$ - 12.880 mS/cm Adjustment Cell constant =  $0.562585 \text{ cm}^{-1}$ - 111.3 mS/cm Adjustment Cell constant =  $0.578585 \text{ cm}^{-1}$ 

The reported uncertainty of measurement was based on a standard uncertainty multiplied by a coverage factor  $k$ , providing a level of confidence of approximately 95 %.

Malu.

-o0o-

a 1093760



**QUALITY CALIBRATION CO.,LTD.**

235 Petchkasem 63/2 Road, Laksong, Bangkae, Bangkok 10160

Tel (662) 421-5402, (662) 444-0152-3, Fax (662) 809-4584



CERTIFICATE No : 22E9693

REFERENCE No : 66476-1

PAGE : 1 OF 3

**Certificate of Calibration**

**EQUIPMENT** : pH METER

**MANUFACTURER** : HANNA

**MODEL** : HI 3512

**SERIAL No** : TH118035

**ID No** : pH 04/56

**CONDITION AS RECEIVED** : USED ITEM

**SUBMITTED BY** : S.P.S. CONSULTING SERVICE CO., LTD.  
7 SOI PHAHOLYOTHIN 24, PHAHOLYOTHIN RD.,  
JOMPOL, CHATUCHAK, BANGKOK 10900

**CALIBRATED BY** : ATSAWIN Y.

**CALIBRATION DATE** : 15-Sep-22

**APPROVED BY** : [REDACTED]  
PONGSAK J.

**ISSUED DATE** : 15-Sep-22

**RECEIVED DATE** : 14-Sep-22

THIS CERTIFICATE MAY NOT BE REPRODUCED OTHER THAN IN FULL EXCEPT WITH THE PRIOR WRITTEN APPROVAL OF  
QUALITY CALIBRATION CO., LTD.





# QUALITY CALIBRATION CO.,LTD.

235 Petchkasem 63/2 Road, Laksong, Bangkai, Bangkok 10160

Tel (662) 421-5402, (662) 444-0152-3, Fax (662) 809-4584

CERTIFICATE No : 22E9693

PAGE : 2 OF 3

## Calibration Report

EQUIPMENT : pH METER  
MANUFACTURER : HANNA  
ID No : pH 04/56  
RECEIVED DATE : 14-Sep-22  
AMBIENT TEMPERATURE : 20 ° C ± 1 ° C  
MODEL : HI 3512  
SERIAL NUMBER : TH118035  
CALIBRATION DATE : 15-Sep-22  
RELATIVE HUMIDITY : 50 % RH ± 10% RH

### CONDITION OF THIS RESULTS OF CALIBRATION

1. THIS INSTRUMENT WAS CALIBRATED BY DIRECT MEASUREMENT METHOD BASED ON WI-TQ-062 AND WI-TQ-063. THE DISPLAY UNIT WAS TESTED BY GENERATING STANDARD VOLTAGE TO THE UNIT AND READ THE VALUE COMPARED WITH CALCULATED VALUE. THE DISPLAY AND ELECTRODE WAS CALIBRATED BY USING STANDARD pH BUFFER
2. REFERENCE STANDARD INSTRUMENTS :-

<u>INSTRUMENT</u>	<u>MODEL</u>	<u>SERIAL No/</u> <u>LOT No</u>	<u>CERTIFICATE No</u>	<u>DUE DATE</u>
1) pH STANDARD SOLUTION	00651-06	CC719181	4880-12119147	05-Apr-23
2) pH STANDARD SOLUTION	00651-08	CC718727	4881-12110709	31-Mar-23
3) pH STANDARD SOLUTION	00651-10	CC717045	4882-12065386	17-Mar-23
4) PROCESS CALIBRATOR	CA150	91S6079	22E1145	31-Mar-23
5) BATH	260014	1247 48074	22T9870	13-Sep-23
6) THERMOMETER WITH PROBE	421504	55000379	22T9904	13-Sep-23

3. THIS RESULT WAS FOUND ACCURATE AS SHOWN ON DATE AND PLACE OF CALIBRATION ONLY.
4. THIS RESULT EXCLUDE LONG TERM STABILITY OF THE UNIT UNDER CALIBRATION.
5. THIS CERTIFICATE IS TRACEABLE TO SI UNIT MAINTAINED AT :-
  - NATIONAL INSTITUTE OF STANDARD AND TECHNOLOGY, USA.
  - NATIONAL INSTITUTE OF METROLOGY (THAILAND)

### RESULT OF CALIBRATION : ADJUSTMENT

#### 1. DISPLAY UNIT ONLY

SLOPE FACTOR  $k = 2.303 \text{ RT/F} = 59 \text{ mV/pH}$

mV APPLIED	UUC READING (mV)	CORRECTION (mV)	UUC READING (pH)	UNCERTAINTY OF MEASUREMENT (± mV)	COVERAGE FACTOR k
414.11	414.8	-0.69	-0.171	0.14	2.0
354.95	355.6	-0.65	0.860	0.14	2.0
295.80	296.4	-0.60	1.892	0.14	2.0
236.64	237.2	-0.56	2.922	0.14	2.0
177.48	178.0	-0.52	3.954	0.14	2.0
118.32	118.8	-0.48	4.985	0.14	2.0
59.16	59.7	-0.54	6.016	0.14	2.0
0.00	0.5	-0.50	7.049	0.14	2.0
-59.16	-58.8	-0.36	8.136	0.14	2.0
-118.32	-117.9	-0.42	9.223	0.14	2.0
-177.48	-177.1	-0.38	10.311	0.14	2.0
-236.64	-236.3	-0.34	11.399	0.14	2.0
-295.80	-295.5	-0.30	12.487	0.14	2.0
-354.95	-354.7	-0.25	13.575	0.14	2.0
-414.11	-413.9	-0.21	14.662	0.14	2.0

END OF CALIBRATION REPORT PAGE 2 OF 3





# QUALITY CALIBRATION CO.,LTD.

235 Petchkasem 63/2 Road, Laksong, Bangkae, Bangkok 10160

Tel (662) 421-5402, (662) 444-0152-3, Fax (662) 809-4584

CERTIFICATE No : 22E9693

PAGE : 3 OF 3

## Calibration Report

### RESULT OF CALIBRATION (CONTINUE) :

#### 2. DISPLAY UNIT WITH pH ELECTRODE S/N: 09081C6M

STANDARD pH BUFFER SOLUTION (pH)	UUC READING (pH)	CORRECTION (pH)	VALUE BEFORE ADJUSTMENT	UNCERTAINTY OF MEASUREMENT ( $\pm$ pH)	COVERAGE FACTOR k
4.007	4.007	0.000	3.996	0.012	2.0
7.004	7.006	-0.002	6.944	0.012	2.0
10.016	10.012	0.004	10.194	0.014	2.0

#### 3. DISPLAY UNIT WITH TEMPERATURE

STANDARD READING ( $^{\circ}$ C)	UUC READING ( $^{\circ}$ C)	CORRECTION ( $^{\circ}$ C)	VALUE BEFORE ADJUSTMENT	UNCERTAINTY OF MEASUREMENT ( $\pm$ $^{\circ}$ C)	COVERAGE FACTOR k
25.003	25.0	0.003	---	0.0085	2.0

#### 4. PERCENT SLOPE 100%

UUC : UNIT UNDER CALIBRATION

THE REPORTED UNCERTAINTY OF MEASUREMENT WAS BASED ON A STANDARD UNCERTAINTY MULTIPLIED BY A COVERAGE FACTOR k, PROVIDING A LEVEL OF CONFIDENCE APPROXIMATELY 95%.

END OF CALIBRATION REPORT





CERTIFICATE No : 22M2569

REFERENCE No : 64386-3

PAGE : 1 OF 2

## Certificate of Calibration

EQUIPMENT : DIGITAL BALANCE

MANUFACTURER : SARTORIUS

MODEL : BSA224S-CW

SERIAL No : 36591843

ID No : BA 09/61

CONDITION AS RECEIVED : USED ITEM

SUBMITTED BY : S.P.S. CONSULTING SERVICE CO., LTD.  
7 SOI PHAHOLYOTHIN 24, PHAHOLYOTHIN RD.,  
JOMPOL, CHATUCHAK, BANGKOK 10900

CALIBRATED BY : TETNITHI W.

CALIBRATION DATE : 11-Mar-22

APPROVED BY :   
PONGSAK J.

ISSUED DATE : 17-Mar-22

RECEIVED DATE : 11-Mar-22





CERTIFICATE No : 22M2569

PAGE : 2 OF 2

## Calibration Report

EQUIPMENT	:	DIGITAL BALANCE	MODEL	:	BSA224S-CW
MANUFACTURER	:	SARTORIUS	S/N	:	36591843
ID No	:	BA 09/61	RECEIVED DATE	:	11-Mar-22
AIR PRESSURE	:	1008mbar $\pm$ 1mbar	CALIBRATION DATE	:	11-Mar-22
AMBIENT TEMPERATURE	:	22° C $\pm$ 1° C	RELATIVE HUMIDITY	:	51 %RH $\pm$ 10 % RH

### CONDITION OF THIS RESULTS OF CALIBRATION

1. THIS INSTRUMENT WAS CALIBRATED BY ACCORDING TO UKAS LAB 14 EDITION 6:2019 BY USING KNOWN WEIGHT STANDARD WEIGHT. THE BALANCE WAS ADJUSTED USING WEIGHT OF QUALITY CALIBRATION TO ADJUST. THE BALANCE HAS NO ZERO TRACKING FUNCTION. REPEATABILITY WAS MEASURED BY USING 10 REPEATED MEASUREMENTS. LINEARITY WAS MEASURED COVERING 10 POINTS, EVENLY SPREAD OVER THE RANGE. THE INSTRUMENT WAS SET ZERO BEFORE PERFORMING THE LINEARITY TEST. OFF-CENTER LOADING WAS MEASURED BY USING STANDARD WEIGHTS PLACED ON THE PAN AND MOVED TO VARIOUS POSITIONS ON THE PAN.

2. REFERENCE STANDARD INSTRUMENTS :-

<u>INSTRUMENT</u>	<u>MODEL</u>	<u>SERIAL No</u>	<u>CERTIFICATE No</u>	<u>DUE DATE</u>
1) STANDARD WEIGHT SET	E2	QK-I-151	C02210415	09-Feb-23

3. THIS RESULT WAS FOUND ACCURATE AS SHOWN ON DATE AND PLACE OF CALIBRATION ONLY.

4. THIS RESULT EXCLUDE LONG TERM STABILITY OF THE UNIT UNDER CALIBRATION.

5. THIS CERTIFICATE IS TRACEABLE TO THE INTERNATIONAL SYSTEM OF UNIT MAINTAINED AT:-

- NATIONAL INSTITUTE OF METROLOGY (THAILAND) THROUGH CENTRAL BUREAU OF WEIGHTS&MEASURES

### RESULT OF CALIBRATION :- WITHOUT ADJUSTMENT

1. ZERO SETTING FUNCTION : NORMAL

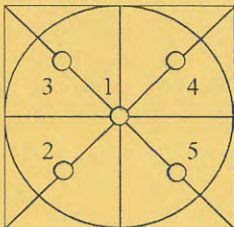
2. TARE FUNCTION : NORMAL

3. REPEATABILITY OF READING AT 200 g WAS 0.000048 g

4. DEPARTURE FROM NOMINAL VALUE/ LINEARITY

NOMINAL VALUE (g)	BALANCE READING (g)	CORRECTION (g)	UNCERTAINTY ( $\pm$ g)
0.00	0.0000	0.0000	0.000078
0.10	0.1000	0.0000	0.000078
0.20	0.2000	0.0000	0.000078
0.50	0.5000	0.0000	0.000079
1.00	1.0000	0.0000	0.000079
2.00	2.0000	0.0000	0.000080
5.00	5.0000	0.0000	0.000081
10.00	10.0000	0.0000	0.000084
20.00	20.0000	0.0000	0.000089
50.00	50.0000	0.0000	0.00011
100.00	100.0000	0.0000	0.00019
200.00	199.9999	0.0001	0.00032

5. OFF CENTER LOADING ERROR



POINT	READING (g)
1	99.9999
2	99.9999
3	100.0000
4	99.9999
5	99.9998
OFF-CENTER LOADING	0.0001

NOTE: THIS CALIBRATION WAS CARRIED OUT AT THE CUSTOMER'S PLACE AT PRODUCTION AREA

THE REPORTED UNCERTAINTY OF MEASUREMENT WAS BASED ON A STANDARD UNCERTAINTY MULTIPLIED BY A COVERAGE FACTOR  $k=2$ , PROVIDING A LEVEL OF CONFIDENCE APPROXIMATELY 95%.

END OF CALIBRATION REPORT





**TECHNOLOGY PROMOTION ASSOCIATION (THAILAND-JAPAN)**  
**CORPORATE SERVICES 3 : EQUIPMENT CALIBRATION AND TESTING SERVICES**

534/4 PATTANAKARN ROAD SOI 18, SUANLUANG, SUANLUANG BANGKOK 10250

TEL. 0-2717-3000 FAX. 0-2719-9484

**Cert.No.:** 22TW98

**Page.:** 1 of 2

## Certificate of Testing

<b>Equipment :</b>	DO Meter
<b>Manufacturer :</b>	YSI
<b>Model :</b>	5000-230V
<b>Serial No. :</b>	15B100751
<b>ID No. :</b>	-
<b>Received Date :</b>	20 April 2022
<b>Test Date :</b>	21 April 2022
<b>Reference :</b>	2204-0429WC-1
<b>Submitted by :</b>	S.P.S. Consulting Service Co.,Ltd. 7 Phaholyothin 24, Phaholyothin Road., Jompol, Chatuchak, Bangkok 10900
<b>Laboratory Condition :</b>	Temperature ( $25 \pm 5$ ) °C Humidity ( $50 \pm 20$ ) %
<b>Test Procedure :</b>	In - house method : CP-CH9 by Comparison Technique with Azide Modification Method
<b>Tested by :</b>	Walalak Sirithean 
<b>Approved by :</b>	 Approved Signatory
<input checked="" type="checkbox"/> Malee Butkruea <input type="checkbox"/> Saithip Meangmai <input type="checkbox"/> Warakorn Lerngagtrakul	
<b>Issue Date :</b>	25 April 2022





Cert.No.: 22TW98

Page.: 2 of 2

**Condition of this result of calibration**

1. Reference Standard Instruments :

This certification is traceable to the International System of Unit through the reference standards laboratory of Industrial Calibration Center, Technology Promotion Association (Thailand-Japan).

<u>Instruments</u>	<u>Serial No.</u>	<u>ID No.</u>	<u>Certificate No.</u>	<u>Due Date</u>
1) Burette	-	130BU10	21CG1389	25 Mar 2023
2) Balance	1126143764	140RC004	21MM430	21 Sep 2022

2. Standard Material :-

<u>Material</u>	<u>Manufacturer</u>	<u>Lot.No.</u>	<u>Assay</u>
Sodium Thiosulfate pentahydrate	Merck	AM1763316	100.2%

**Result :** Dissolved Oxygen Meter Adjustment With Air 100 %

Dissolved Oxygen Probe No.: 14J100195

<b>Titration Method (Azide Modification Method)</b> (mg/L)	<b>DO Meter Reading</b> (mg/L)	<b>Standard Deviation</b> (mg/L)
8.12	8.14	0.0084

This report was certified only for the instrument we tested. It is allowable to use for study the system efficiency, The environmental impact control and present to organization it may concerned. Intend to use for advertising and referral purpose is prohibited. This report may not be reproduced other in full, without written approval of the laboratory

-o0o-

*Malu*

a 1105753





# QUALITY CALIBRATION CO.,LTD.

235 Petchkasem 63/2 Road, Laksong, Bangkae, Bangkok 10160

Tel (662) 421-5402, (662) 444-0152-3, Fax (662) 809-4584

[www.qcalibration.com](http://www.qcalibration.com)

CERTIFICATE No : 22T0570

REFERENCE No : 63773-2

PAGE : 1 OF 2

## Certificate of Calibration

**EQUIPMENT** : COD REACTOR

**MANUFACTURER** : HACH

**MODEL** : DRB 200

**SERIAL No** : 15110C0498

**ID No** : DRB 06/59

**SUBMITTED BY** : S.P.S. CONSULTING SERVICE CO., LTD.  
7 SOI PHAHOLYOTHIN 24, PHAHOLYOTHIN RD.,  
JOMPOL, CHATUCHAK, BANGKOK 10900

**CALIBRATED BY** : CHAICHARN CH.

**CALIBRATION DATE** : 21-Jan-22

**APPROVED BY** : [REDACTED]  
PONGSAK J.

**ISSUED DATE** : 21-Jan-22

**RECEIVED DATE** : 19-Jan-22





# QUALITY CALIBRATION CO.,LTD.

235 Petchkasem 63/2 Road, Laksong, Bangkae, Bangkok 10160

Tel (662) 421-5402, (662) 444-0152-3, Fax (662) 809-4584

CERTIFICATE No : 22T0570

PAGE : 2 OF 2

## Calibration Report

EQUIPMENT : COD REACTOR  
MANUFACTURER : HACH  
ID NUMBER : DRB 06/59  
RECEIVED DATE : 19-Jan-22  
AMBIENT TEMPERATURE : 23° C ± 1° C

MODEL : DRB 200  
SERIAL NUMBER : 15110C0498  
CALIBRATION DATE : 21-Jan-22  
RELATIVE HUMIDITY : 52 %RH ± 10 % RH

### CONDITION OF THIS RESULTS OF CALIBRATION


1. THIS INSTRUMENT WAS CALIBRATED BY DIRECT MEASUREMENT TEMPERATURE RECORDER WITH THERMOCOUPLE TYPE K UNDER NO LOAD CONDITION. THE THERMOCOUPLES WERE PLACED ON 15 POINTS AND LOCATED ONE THERMOCOUPLE IN EACH OF THE FOUR CORNERS OF THE REACTOR AND PLACED THE EIGHTH THERMOCOUPLE AT THE CENTER OF THE REACTOR.

### 2. REFERENCE STANDARD INSTRUMENTS :-

INSTRUMENT	MODEL	SERIAL No	CERTIFICATE No	DUE DATE
1) DATA LOGGER WITH TC TYPE K	HYDRA 2635A	8009008	21T6767	10-Jul-22

3. THIS RESULT WAS FOUND ACCURATE AS SHOWN ON DATE AND PLACE OF CALIBRATION ONLY.  
4. THIS RESULT EXCLUDE LONG TERM STABILITY OF THE UNIT UNDER CALIBRATION.  
5. THIS CERTIFICATE IS TRACEABLE TO THE INTERNATIONAL SYSTEM OF UNIT MAINTAINED AT:-  
- NATIONAL INSTITUTE OF METROLOGY (THAILAND) THROUGH QUALITY CALIBRATION CO.,LTD.

### RESULT OF CALIBRATION :- WITHOUT ADJUSTMENT



### TEMPERATURE MEASUREMENT ACCURACY TEST

Block No.	1	2
Controller temperature (°C)	145	145
Indicating Temperature	145	145
Measured Temperature (°C) at Spread Locations	1	150.5
	2	150.6
	3	149.7
	4	150.2
	5	149.9
	6	150.1
	7	150.1
	8	149.7
	9	150.6
	10	149.6
	11	149.9
	12	149.6
	13	149.7
	14	149.8
	15	149.6
Uncertainty of Measurement(± °C)	0.86	0.86

NOTE 1 : THE UNCERTAINTY OF MEASUREMENT EXCLUDED TEMPERATURE UNIFORMITY OF THE CHAMBER.

NOTE 2 : THIS CALIBRATION WAS CARRIED OUT AT THE CUSTOMER'S PLACE AT LABORATORY AREA. THE REPORTED UNCERTAINTY OF MEASUREMENT WAS BASED ON A STANDARD UNCERTAINTY COVERAGE FACTOR k =2, PROVIDING A LEVEL OF CONFIDENCE APPROXIMATELY 95%.

END OF CALIBRATION REPORT





## MAINTENANCE AND TEST CERTIFICATE MODEL

### OPTIMA 5300DV

<b>Customer :</b> <u>S.P.S.Consulting Service Co.,Ltd</u>	Date Tested: <u>July 11, 2022</u>	
	Recommendation Recertification	
<b>Address :</b> <u>7 Soi Phaholyothin 24</u>	Period <u>6</u> Months	
<u>Paholyothin Road</u>	Recertification Due: <u>January 11, 2023</u>	
<u>Jompol Chatuchak, Bangkok 1090</u>	Date Last Certified: <u>January 12, 2022</u>	
<b>User Name:</b> <u>K.Phenpha Vipasthawatt</u>	Visit Number: <u>1 of 2</u>	
<b>Phone:</b> <u>083-9269252</u>	PerkinElmer Phone: <u>02-719-6420 ext 206</u>	
<b>Fax:</b> <u>02-513-4221</u>	PerkinElmer Fax: <u>02-318-5597</u>	

CONFIGURATION TESTED	ACCESSORIES/COMPONENT NOT INCLUDED	
<b>MODEL</b>	<b>SERIAL NUMBER</b>	
<u>OPTIMA 5300DV</u>	<u>077C7042401</u>	
<b>TESTED EQUIPMENT</b>	<b>CALIBRATION NUMBER</b>	<b>EXPIRATION</b>
<u>IPV Methods</u>		
<b>TEST STANDARD USED</b>	<b>PART NUMBER</b>	<b>EXPIRATION DATE</b>
<u>Multielement Standard</u>	<u>N069-1579</u>	<u>August 30, 2022</u>
<u>Wavecal Solution</u>	<u>N058-2152</u>	<u>November 30, 2022</u>
<u>VIS Wavecal solution</u>	<u>N930-2946</u>	<u>August 30, 2023</u>
<u>Instrument Cal. STD4</u>	<u>N930-0221</u>	<u>August 30, 2022</u>
<b>CUSTOMER SUPPLIED</b>	<b>COMMENTS</b>	<b>CUSTOMER INITIALS</b>
<u>2 % HNO3</u>		
<u>10 % HNO3</u>		





## MAINTENANCE AND TEST CERTIFICATE MODEL OPTIMA 5300DV

SERIAL NUMBER 077C7042401DATE TESTED July 11, 2022**1. MECHANICAL CHECKS**

A. Inspect and clean all fans and filters.

☐ OK

B. Inspect and replace as necessary, all torch components including the RF coil.

☐ OK

C. Inspect all tubing for sign of clacking or leaking.

☐ OK

D. Adjust water and gas pressure regulator settings.

☐ OK

E. Inspect and leak check pneumatics drawers.

☐ OK

F. Clean the exterior of the instrument.

☐ OK**2. OPTICAL CHECKS**

A. Inspect and clean all optical components.

☐ OK

B. As required, check and replace all purgefilters.

☐ OK

C. Recheck optical alignment.

☐ OK**3. COOLING SYSTEM CHECKS**

A. Perform preventive maintenance on chiller.

☐ OK

B. Flush out the chiller every year.

☐ N/A**4. PERFORMANCE CHECKS**

A. Torch View Alignment.

☐ OK

B. Wavelength Calibration.

☐ OK



## MAINTENANCE AND TEST CERTIFICATE MODEL

### OPTIMA 5300DV

SERIAL NUMBER : 077C7042401DATE TESTED : July 11, 2022

PARAMETER	SPECIFICATION			FINAL VALUE	
Spectral Resolution : UV	As	193.696 nm	≤ 0.007	0.00544	
	Ni	231.604 nm	≤ 0.008	0.00709	
	Ni	341.476 nm	≤ 0.012	0.00757	
Spectral Resolution : VIS	La	408.672 nm	≤ 0.020	0.01638	
	Ba	455.403 nm	≤ 0.025	0.02391	
Precision					
	As	193.656 nm	% RSD < 1.0	0.91	%
	Zn	213.856 nm	% RSD < 1.0	0.87	%
	Mn	257.610 nm	% RSD < 1.0	0.76	%
	La	379.478 nm	% RSD < 1.0	0.59	%
	Ba	455.403 nm	% RSD < 1.0	0.53	%
	Ba	493.408 nm	% RSD < 1.0	0.55	%
Detection Limits : Axial	Tl	190.080 nm	3(sd)	5.51	ppb
	As	193.696 nm	3(sd)	8.59	ppb
	Pb	220.353 nm	3(sd)	0.50	ppb
Detection Limits : Radial	As	193.696 nm	3(sd)	2.17	ppb
	Zn	213.856 nm	3(sd)	0.03	ppb
	Mn	257.610 nm	3(sd)	0.01	ppb
	La	379.478 nm	3(sd)	0.04	ppb
	Ba	455.403 nm	3(sd)	0.01	ppb
	Ba	493.408 nm	3(sd)	0.00	ppb
BEC : Axial (IB X 500)/(IS-IB)	Cd	226.502 nm	≤ 150 ppb	12.46	
BEC : Radial (IB X 1000)/(IS-IB)	Mn	257.610 nm	≤ 45 ppb	30.82	





## MAINTENANCE AND TEST CERTIFICATE MODEL OPTIMA 5300DV

SERIAL NUMBER 077C7042401DATE TESTED July 11, 2022**Remarks :**

Commissioning follow as commissioning performance sheets.

---

---

---

---

---

---

---

---

This is to certify that the above tests have been performed and the configuration tested

☒

meets

☐

does not meet

the PerkinElmer Specifications listed on this certificate.

This certificate does not modify PerkinElmer's standard terms and condition of sale,  
including warranty terms.

**Service Department PerkinElmer Ltd.**


**Authorized Representative:**

( Mr. Wiphan Promlumda )

Service Engineer

## ***PinAAcle 900Z Preventive Maintenance (PM)***

<b>Company Name:</b>	S.P.S.CONSULTING SERVICE CO.,LTD.		
<b>Address (Instrument Location):</b>	PHAHOLYOTHIN RD, JOMPON, BANGKOK, 51, TH, 10900		
<b>Serial Number:</b>	PZAS19090402	<b>PM Number:</b>	1/2
<b>Customer Name (if applicable):</b>	K. PHENPHA	<b>Telephone Number:</b>	083-926-9252
<b>Customer Support Engineer Name:</b>	K. DUANG	<b>Service Order Number:</b>	WO-01473846
<b>Date PM Performed: (DD-MMM-YYYY)</b>	01-Jun-2022	<b>Next PM Due Date: (DD-MMM-YYYY)</b>	01-Dec-2022
<b>Standard Labor Hours to Complete PM :</b>		<b>5 hours</b>	

Part Number	Release	Publication Date	
09370144 Rev.9	A	January 2018	

### **Scope**

The purpose of this PM is to ensure the continued functionality of the PinAAcle 900Z by inspecting and replacing any worn or damaged parts. This service should only be performed by a trained representative of PerkinElmer.

The customer should save their method before the PM begins.

### **General Instructions:**

The customer must provide the engineer operational data to demonstrate recent instrument performance prior to starting the PM.

Always check with the customer before making any changes that may affect the customer's analysis or calibration, including a current back-up of system software and/or data files.

The completed document should be signed by an authorized PerkinElmer and customer representative and left with the customer.

Update the PM sticker and instrument logbook as required.

### **Copyright Information**

This document contains proprietary information that is protected by copyright. All rights are reserved.

No part of this publication may be reproduced in any form whatsoever or translated into any language without the prior, written permission of PerkinElmer, Inc. **Copyright © 2013 PerkinElmer, Inc.**

### **Trademarks**

Registered names, trademarks, etc. used in this document, even when not specifically marked as such, are protected by law. PerkinElmer is a registered trademark of PerkinElmer, Inc. All other trademarks and registered trademarks not owned by PerkinElmer, Inc. or its subsidiaries that are depicted herein are the property of their respective owners.

**Except as specifically set forth in its terms and conditions of sale, PerkinElmer makes no Warranty of any kind with regard to this document, including, but not limited to, the implied warranties of merchantability and fitness for a particular purpose.**

PerkinElmer shall not be liable for incidental or consequential damages in connection with the furnishing or use of this document.



## Component List

Component / Specific Model	Serial #	Configuration Notes
AS900	AS9419052359	Syngistix 3.1

## Parts Lists

Parts Included with the PM		
Part Number (if applicable)	Description	Quantity
B0501696	Fan Filters	2
B3002013	THGA Contact Cylinders	1
B3141064	Glycerol for THGA Cooling	N/A

Additional Reagents and Standards Required for PM				
Part Number (if applicable)	Description	Quality	Batch/Lot #	Expired Date (MM/YY)
N9300244	GFAAS Mixed Standard	AR	56-021CRY1	30-Jun-2023

Additional Reagents and Standards Required for PM (Customer Support Solution)				
Part Number (if applicable)	Description	Quantity	Batch/Lot #	Expiration Date (MM/YY)
N/A	DI Water	250 ml.	AR	AR
N/A	0.5% HNO <sub>3</sub>	250 ml.	AR	AR

Additional Tools Required for PM			
Part Number (if applicable)	Description	Quantity	Serial #
B3100652 Or N9307029	Electronic Flow Meter	1	NA
B0505495	Test Jig	1	NA
03030997	System 2 EDL Driver	1	03030997
N3050605	As System 2 EDL	1	16148
N3050121	Cu Lumina HCL	1	092216-010130
N3050109	Ba Lumina HCL	1	102416-040160
N3050139	K Lumina HCL	1	110716-010060
N3050152	Ni Lumina HCL	1	100516-030190
N3050119	Cr Lumina HCL	1	091911-020150



# Procedure Checklist

Use (✓) to check off those steps in the checklist that have been completed.

## 1. General:

- ☒ Review the instrument performance with the customer and document any recent problems.
- ☒ Inspect the customer log book and make any appropriate PM entries.
- ☒ Perform general inspection of system for cleanliness.

## 2. PC Instrument Software:

- ☒ Instrument Software user files/databases archived, packed, and/or deleted as needed.

## 3. Mechanical:

- ☒ Inspect and clean all fans and filters. Replace filters if necessary
- ☒ Inspect all gas and water lines for leaks and/or wear. Replace if needed. Thoroughly inspect all quick connects. Replace the Y connector, P/N 09921079, if needed.
- ☒ Clean exterior of the instrument.
- ☒ Check the drain system for signs of wear. Replace worn or damaged parts.
- ☒ Inspect the pole pieces and clean where the pole pieces contact the furnace. Replace the pole piece p-rings as needed, P/N's B0501018 & B0501250. Grease the O-rings as needed with Apiezon L grease, P/N 09905148
- ☒ Inspect the four insulation pads on the front contact housing of the THGA in furnace. If the pads are missing replace the THGA furnace or replace the insulator pads on the furnace.
- ☒ Inspect the graphite tube and clean the contact cylinders. Replace if necessary.
- ☒ Check internal and external gas flows with the Electronic Gas Flow Meter and the Gas Flow Test Probe as described in the Service Manual. Correct if necessary.
- ☒ Check furnace open/close function.
- ☒ Verify the operation of the GFTV Camera for proper operation and viewing alignment in the furnace camera Tube View window. Align if needed.
- ☒ Check the operation of the Halogen Light ASSY for the GFTV Camera. Replace if needed.
- ☒ Check the water level/quality in the recirculation (if applicable). Add distilled water if necessary.
- ☒ Check the cooling system fluid flow rate with the FCS In-Line Flow Meter for proper levels if needed. Refer to SDB# COSY008.STN
- ☒ Perform Cooling System maintenance if needed per SDB# COSY005.STN.
- ☒ Check auto sampler operation.
- ☒ Perform an auto sampler check valve test as described in the Service Manual.
- ☒ Lubricate the spindles of the auto sampler pumps and all moving parts of the tray mechanics as described in the Service Manual.
- ☒ Inspect the auto sampler sampling capillary as described in the Service Manual. Replace if necessary.
- ☒ Inspect the four insulation pads on the front contact housing of the THGA in furnace. If the pads are missing replace the THGA furnace or replace the insulator pads on the furnace.
- ☒ Inspect the graphite tube and clean the contact cylinders. Replace if necessary.
- ☒ Check internal and external gas flows with the Electronic Gas Flow Meter and the Gas Flow Test Probe as described in the Service Manual. Correct if necessary.
- ☒ Check furnace open/close function

#### 4. Electrical:

- ☒ Inspect PC boards. Clean if necessary.
- ☒ Check instrument firmware revisions upgrade to current levels (if necessary)
- ☒ Run Diagnostics Test within the Advanced function of the Spectrometer page. Check the results in the service log folder in the Spectrometer BM Log Viewer.

#### 5. Optics:

- ☒ Inspect and clean the sample compartment windows, if needed.
- ☒ Inspect and clean the furnace windows, if needed.
- ☒ Inspect and clean the GFTV camera lens, if needed.
- ☒ Inspect optics. Clean or replace if necessary,

#### 6. Gasses:

- ☒ Verify that the Gasses supplied to the instrument are within the pressure and purity specifications found in the PinAAcle 900 Series Pre-installation Checklist SDB.
- ☒ Verify that the air filter element is dry. Replace if necessary.

#### 7. After PM Performance tests [THGA]:

##### 7.1 Furnace Gas Flows

Description: Ensures the flow rates are within specification.

Parameter	Specification	Test Results	Pass/Fail
Internal Flow Rate	250 mL/min $\pm$ 25 mL/min	255	Passed
External Flow Rate	100 mL/min $\pm$ 10 mL/min	105	Passed

##### 7.2 Chromium Baseline Noise

Description: Signal to noise check.

Parameter	Specification	Results	Pass/Fail
Baseline Noise	$\leq$ 0.005 Abs.	0.0001	Passed
Standard Deviation	$\leq$ 0.005	0.0002	Passed

##### 7.3 Chromium Characteristic Mass and Precision

Description: Calculate the characteristic mass using the characteristic mass tool and precision from the integrated absorbance values.

Parameter	Specification	Results	Pass/Fail
Cr $m_0$ Results	$\leq$ 7.0 pg/0.0044 A-s	5.6	Passed
Precision	$\leq$ 2.0 %	0.56	Passed



#### 7.4 Copper Characteristic Mass and Zeeman Ratio

Description: Calculate the characteristic mass using the characteristic mass tool and check the Zeeman Ratio.

Parameter	Specification	Results	Pass/Fail
Cu m <sub>0</sub> Result	≤ 16.5 pg/0.0044 A-s	14.1	Passed
Zeeman Ratio	0.52 ± 0.04	0.53	Passed

#### 8. Review:

- ☒ Review with the customer PM work performed.
- ☒ Review with the customer routine maintenance procedures.
- ☒ Discuss recommended customer supplied materials to have on hand.
- ☒ Attach PM sticker.

## Additional Comments

Additional Comments Regarding the PM	
Zeeman Ratio	$= \frac{\text{Atomic Signal (Peak area)}}{\text{Atomic Signal (Peak area)} + \text{Background Signal (Peak area)}}$ $= \frac{0.1609}{0.1609 + 0.1377}$ $= 0.53$
REPLACE PM KIT FOR PinAAcle900Z	

## Review

<i>The preventive maintenance checks and if applicable performance tests for PinAAcle 900Z have been completed.</i>		
<i>This PinAAcle 900Z Passes <input checked="" type="checkbox"/> Fails <input type="checkbox"/> the preventive maintenance.</i>		
<b>Review of Preventive Maintenance:</b>		
Authorized PerkinElmer Representative:		Date: 01-Jun-2022 <small>(DD-MMM-YYYY)</small>
Authorized Customer Representative:		Date: 01-Jun-2022 <small>(DD-MMM-YYYY)</small>

# SITHIPHORN ASSOCIATES CO.,LTD. CALIBRATION LABORATORY



451-451/1 Sirinthorn Rd.,Bangbumru, Bangplud Bangkok 10700 THAILAND.  
Tel.0-2435-8800 Fax.0-2433-1679 e-mail:cal-center@sithiphorn.com http://www.sithiphorn.com

NSC-TISI-TIS 17025  
CALIBRATION 0394

Cert. No. : SP22018

Pages 1 of 3

## Calibration Certificate

**Equipment :** UV-VIS SPECTROPHOTOMETER  
**Manufacturer :** PERKINELMER  
**Model :** LAMBDA 25  
**Serial No.:** 501S14123010  
**ID No.:** SP03/58  
**Calibration Mode :** WAVELENGTH ACCURACY  
PHOTOMETRIC ACCURACY  
  
**Condition As Found :** GOOD  
  
**Customer :** S.P.S. CONSULTING SERVICE CO., LTD.  
7 SOI PHAHOLYOTHIN 24, PHAHOLYOTHIN ROAD,  
CHOMPHON, CHATUCHAK,  
BANGKOK 10900, THAILAND.  
  
**Location :** ORGANIC LABORATORY IV  
  
**Ambient Temperature :** ( 24.4 ± 5 ) °C  
**Relative Humidity :** ( 60.1 ± 25 ) %  
  
**Received Date :** 30 AUGUST 2022  
**Calibration Date :** 30 AUGUST 2022  
**Date of Issue :** 31 AUGUST 2022

**Calibrated by :**

Nathakorn Pisutpaisan

**Approved by :**

( Thanakul Petchurai )

This certificate is issued in accordance with the requirements of ISO/IEC 17025 standard, may not be reproduced other than in full, except with the prior written approval of the head of Calibration Laboratory.



## Continuation of Calibration Certificate

Cert. No. : SP22018

Job No. : VC65SP0008

Pages : 2 of 3

**Calibration Method :**

This instrument was calibrated by using on-site calibration procedure In-house method : CP-SP-01

The calibration procedure to direct measurement wavelength accuracy by using wavelength standard solution, Photometric accuracy by using absorbance standard filter and absorbance standard solution

The calibration procedure used was based on ASTM E275-01,ASTM E925-02

**Condition of this result of calibration :**

## 1. Certified reference materials

Material	Ref. type	Cell serial No.	Cert. No.	Due Date
Holmium liquid	RM-HL	29706	87569	13/10/2022
Didymium liquid	RM-DL	28912	87588	15/10/2022
Neutral density filter	RM-1N2N3N	13877	87600	15/10/2022
Potassium dichromate solutions	RM-0204060810	14204	87614	16/10/2022
Potassium Iodide solution	-	KI-0701-001	CI-0090-22	08/04/2024

2. This result of calibration was found accurate as shown on date and place of calibration only.

3. This certificate is traceable to the international system of unit maintained at :

3.1 The UK National Physical Laboratory (NPL)

3.2 The National Institute of Standards and Technology,NIST.

**Result of calibration : Wavelength Accuracy**

(Without adjustment)

Material	Certified Values of Reference Material (nm)	UUC* Reading (nm)	Error (nm)	Uncertainty ± (nm)	k Factor
RM-HL	278.13	278.3	0.17	0.16	2.00
	361.25	361.4	0.15	0.16	2.00
	467.82	467.8	-0.02	0.16	2.00
	536.56	536.5	-0.06	0.16	2.00
	640.50	640.5	0.00	0.16	2.00
RM-DL	740.09	740.0	-0.09	0.16	2.00
	864.94	865.2	0.26	0.16	2.00

UUC\* = Unit Under Calibration

## Continuation of Calibration Certificate

Cert. No. : SP22018

Job No. : VC65SP0008

Pages : 3 of 3

**Result of calibration : Photometric Accuracy**

(Without adjustment)

Material	Wavelength (nm)	Filter: S/N	Nominal Absorbance (A)	Certified Absorbance (A)	UUC* Reading Absorbance (A)	Error (A)	Uncertainty ± (A)	k Factor
Neutral Density glass filter	440.0	29360	1.0	1.0524	1.0539	0.0015	0.0028	2.00
		29914	0.7	0.7454	0.7459	0.0005	0.0029	2.00
		29381	0.5	0.5426	0.5426	0.0000	0.0028	2.00
	546.1	29360	1.0	0.9822	0.9810	-0.0012	0.0028	2.00
		29914	0.7	0.6962	0.6960	-0.0002	0.0028	2.00
		29381	0.5	0.5076	0.5070	-0.0006	0.0029	2.00
	590.0	29360	1.0	1.0221	1.0202	-0.0019	0.0028	2.00
		29914	0.7	0.7238	0.7230	-0.0008	0.0029	2.00
		29381	0.5	0.5364	0.5360	-0.0004	0.0031	2.00
	635.0	29360	1.0	0.9751	0.9732	-0.0019	0.0028	2.00
		29914	0.7	0.6912	0.6902	-0.0010	0.0029	2.00
		29381	0.5	0.5214	0.5210	-0.0004	0.0032	2.00
Material	Wavelength (nm)	Solution (mg/l)	Certified Absorbance (A)	UUC* Reading Absorbance (A)	Error (A)	Uncertainty ± (A)	k Factor	
RM-0204060810	235.0	20	0.2436	0.2419	-0.0017	0.0101	2.00	
		40	0.4905	0.4855	-0.0050	0.0115	2.00	
		60	0.7453	0.7388	-0.0065	0.0067	2.00	
		80	0.9920	0.9839	-0.0081	0.0071	2.00	
		100	1.2487	1.2414	-0.0073	0.0073	2.00	

UUC\* = Unit Under Calibration

**Condition of this result of calibration : Spectrophotometer PERKINELMER Model Lambda 25 S/N 501S141230**

Resolution of Wavelength Mode 0.1 nm

Resolution of Photometric Mode 0.0001 A

## Parameter Setting

Measurement Mode Wavelength, Absorbance

Wavelength Scan 1100 nm-190 nm

Scanning Speed 7.5 nm/min

Data Pitch 0.1 nm

Band width(Wavelength) 1.0 nm

Band width(Vis) 1.0 nm

Band width(Uv) 1.0 nm

**Stray Light\*\* UUC\* Reading at 220 nm**

Transmission T(%) Absorbance(A)

0.0107

3.9886

\*\*Specific Acceptance :

Transmission  $\leq 1.0$  T(%), Absorbance  $\geq 2.0$  A

\*\*Stray light not TISI Accredited

The reported uncertainty is based on a standard uncertainty multiplied by a coverage factor  $k$ ,  
providing a level of confidence of approximately 95%

**End of Calibration Certificate**

คุณภาพอากาศในสถานประกอบการ





บริษัท เอส.พี.เอส. คอนซัลติ้ง เซอร์วิส จำกัด  
S.P.S. CONSULTING SERVICE CO., LTD.  
7 ซอยพหลโยธิน 24 ถนนพหลโยธิน แขวงจอมพล เขตจตุจักร กรุงเทพฯ 10900  
7 Soi Phaholyothin 24, Phaholyothin Rd. Jompol, Chatuchak, Bangkok 10900  
Tel : (662) 939-4370-72, Fax : (662) 513-4221, E-mail : sale@spscon.com, www.spscon.com

### Personal Pump Calibration Report

Calibration Method : Dry Cal Primary Flowmeter

Model : Defender 510-H

S/N : 136164

#### Environmental Conditions

Temperature : 25  $\pm$  3  $^{\circ}$ C  
Pressure : 1010  $\pm$  15 mmbar

Personal Pump Data				Calibration Data								
No.	Brand	Model	Serial No.	Date	Flow Rate (ml/min)						Value From Calibration Curve	
					Setting			Actual (Q std.)				
					1	2	3	1	2	3	y	R <sup>2</sup>
B01	SKC	224-PCXR4	262101	04/07/2022	1,000	1,500	2,000	994	1,497	1,998	1.002x - 4.028	1.000
B02	SKC	224-PCXR4	626166	01/07/2022	1,000	1,500	2,000	1,002	1,505	2,001	1.009x - 20.106	0.999
B03	SKC	224-PCXR4	612968	04/07/2022	1,000	1,500	2,000	996	1,494	2,001	1.006x - 12.907	1.000
B04	SKC	224-PCXR4	602804	04/07/2022	1,000	1,500	2,000	1,000	1,502	1,996	1.001x - 2.688	1.000
B05	SKC	224-PCXR4	612693	04/07/2022	1,000	1,500	2,000	1,003	1,499	2,003	1.012x - 22.383	0.999
B06	SKC	224-PCXR4	262188	04/07/2022	1,000	1,500	2,000	996	1,508	2,009	1.020x - 35.110	0.999
B07	SKC	224-PCXR4	626262	01/07/2022	1,000	1,500	2,000	998	1,492	1,995	0.992x + 6.884	1.000
B08	SKC	224-PCXR4	626100	01/07/2022	1,000	1,500	2,000	1,003	1,499	2,003	1.012x - 23.269	0.999
B09	SKC	224-PCXR4	626479	01/07/2022	1,000	1,500	2,000	997	1,490	1,994	0.993x + 3.909	1.000
B10	SKC	224-PCXR4	091950	01/07/2022	1,000	1,500	2,000	993	1,503	2,001	1.017x - 33.950	0.999
B11	SKC	224-PCXR8	564315	04/07/2022	1,000	1,500	2,000	995	1,490	1,999	1.004x - 10.290	1.000
B12	SKC	224-PCXR4	034656	04/07/2022	1,000	1,500	2,000	1,003	1,503	2,003	1.010x - 19.404	0.999
B13	SKC	224-PCXR4	602073	04/07/2022	1,000	1,500	2,000	995	1,500	1,999	1.001x - 3.554	1.000
B14	SKC	224-PCXR4	626313	04/07/2022	1,000	1,500	2,000	999	1,491	1,988	0.992x + 7.243	1.000
B15	SKC	224-PCXR4	626474	04/07/2022	1,000	1,500	2,000	1,003	1,502	2,005	1.013x - 23.723	0.999
B16	SKC	224-PCXR4	626477	01/07/2022	1,000	1,500	2,000	994	1,504	2,001	1.015x - 31.425	0.999
B17	SKC	224-PCXR4	626860	04/07/2022	1,000	1,500	2,000	997	1,495	1,991	0.997x - 0.558	1.000
B18	SKC	224-PCXR4	691484	01/07/2022	1,000	1,500	2,000	1,003	1,500	2,001	1.009x - 18.825	0.999
B19	SKC	224-PCXR4	691599	01/07/2022	1,000	1,500	2,000	995	1,503	1,999	1.005x - 7.985	1.000
B20	SKC	224-PCXR4	691587	01/07/2022	1,000	1,500	2,000	993	1,504	1,999	1.014x - 30.719	0.999
B21	SKC	224-PCXR4	691531	04/07/2022	1,000	1,500	2,000	993	1,499	1,994	1.001x - 7.187	1.000
B22	SKC	224-PCXR4	691654	01/07/2022	1,000	1,500	2,000	1,004	1,501	2,003	1.011x - 19.990	0.999
B23	SKC	224-PCXR4	798393	04/07/2022	1,000	1,500	2,000	993	1,505	2,002	1.017x - 34.763	0.999
B24	SKC	224-PCXR4	626363	01/07/2022	1,000	1,500	2,000	1,000	1,502	2,000	1.011x - 22.826	0.999
B25	SKC	224-PCXR4	798489	04/07/2022	1,000	1,500	2,000	1,001	1,512	2,001	0.998x + 4.850	1.000
B26	SKC	224-PCXR4	798479	05/07/2022	1,000	1,500	2,000	999	1,499	1,993	0.996x + 2.692	1.000
B27	SKC	224-PCXR4	691673	05/07/2022	1,000	1,500	2,000	993	1,503	2,002	1.017x - 32.988	0.999
B28	SKC	224-PCXR4	691570	05/07/2022	1,000	1,500	2,000	1,001	1,500	2,002	1.012x - 23.632	0.999
B29	SKC	224-PCXR4	626472	05/07/2022	1,000	1,500	2,000	999	1,494	1,998	1.002x - 6.856	1.000
B30	SKC	224-PCXR4	691489	05/07/2022	1,000	1,500	2,000	1,004	1,500	2,004	1.013x - 22.910	0.999
B31	SKC	224-PCXR4	691509	04/07/2022	1,000	1,500	2,000	993	1,495	1,998	1.004x - 9.879	1.000
B32	SKC	224-PCXR4	091567	05/07/2022	1,000	1,500	2,000	992	1,504	2,001	1.016x - 32.243	0.999
B33	SKC	224-PCXR4	091756	05/07/2022	1,000	1,500	2,000	994	1,496	1,991	0.996x + 0.634	1.000
B34	SKC	224-PCXR4	612962	05/07/2022	1,000	1,500	2,000	1,002	1,501	2,002	1.011x - 21.693	0.999
B35	SKC	224-PCXR4	602682	04/07/2022	1,000	1,500	2,000	993	1,498	1,996	1.001x - 7.411	1.000
B36	SKC	224-PCXR4	626164	04/07/2022	1,000	1,500	2,000	999	1,495	1,999	1.000x - 4.946	1.000
B37	SKC	224-PCXR4	626256	01/07/2022	1,000	1,500	2,000	994	1,506	2,000	1.014x - 28.892	0.999
B38	SKC	224-PCXR4	626167	04/07/2022	1,000	1,500	2,000	997	1,497	1,996	1.002x - 5.504	1.000
B39	SKC	224-PCXR4	034637	04/07/2022	1,000	1,500	2,000	1,003	1,500	2,002	1.011x - 22.048	0.999
B40	SKC	224-PCXR4	798349	05/07/2022	1,000	1,500	2,000	992	1,505	1,998	1.015x - 32.514	0.999

Calibrated by :

(Mr. Phakhinai Khongkomnerd)

Approved by :

(Mr. Peera Detudom)





บริษัท เอส.พี.เอส. คอนซัลติ้ง เซอร์วิส จำกัด  
S.P.S. CONSULTING SERVICE CO., LTD.  
7 ซอยพหลโยธิน 24 ถนนพหลโยธิน แขวงจอมพล เขตจตุจักร กรุงเทพฯ 10900  
7 Soi Phaholyothin 24, Phaholyothin Rd., Jompol, Chatuchak, Bangkok 10900  
Tel : (662) 939-4370-72, Fax : (662) 513-4221, E-mail : sale@spscon.com, www.spscon.com

### Personal Pump Calibration Report

Calibration Method : Dry Cal Primary Flowmeter

Model : Defender 510-H

S/N : 136164

#### Environmental Conditions

Temperature : 25  $\pm$  3  $^{\circ}$ C  
Pressure : 1010  $\pm$  15 mmbar

Personal Pump Data				Calibration Data								
No.	Brand	Model	Serial No.	Date	Flow Rate (ml/min)						Value From Calibration Curve	
					Setting			Actual (Q std.)				
					1	2	3	1	2	3	y	R <sup>2</sup>
B41	SKC	224-PCXR4	612669	06/07/2022	1,000	1,500	2,000	998	1,496	1,990	0.994x + 3.749	1.000
B42	SKC	224-PCXR4	626041	06/07/2022	1,000	1,500	2,000	1,003	1,498	1,995	0.990x + 12.946	1.000
B43	SKC	224-PCXR4	034636	06/07/2022	1,000	1,500	2,000	999	1,501	1,992	0.991x + 10.805	1.000
B44	SKC	224-PCXR8	529341	06/07/2022	1,000	1,500	2,000	1,002	1,501	2,003	1.012x - 21.857	0.999
B45	SKC	224-PCXR8	529594	04/07/2022	1,000	1,500	2,000	997	1,498	1,989	0.994x + 4.563	1.000
B46	SKC	224-PCXR8	566743	01/07/2022	1,000	1,500	2,000	994	1,504	2,002	1.016x - 33.363	0.999
B47	SKC	224-PCXR8	566747	04/07/2022	1,000	1,500	2,000	1,002	1,500	2,004	1.013x - 25.000	0.999
B48	SKC	224-PCXR8	566753	04/07/2022	1,000	1,500	2,000	999	1,494	1,998	0.999x - 2.194	1.000
B49	SKC	224-PCXR8	566780	04/07/2022	1,000	1,500	2,000	1,003	1,502	2,003	1.012x - 22.626	0.999
B50	SKC	224-PCXR8	500400	04/07/2022	1,000	1,500	2,000	1,002	1,495	2,002	1.001x - 3.458	1.000
B51	SKC	224-PCXR8	500363	04/07/2022	1,000	1,500	2,000	995	1,504	2,000	1.012x - 26.388	0.999
B52	SKC	224-PCXR8	093186	04/07/2022	1,000	1,500	2,000	995	1,497	1,994	0.997x - 1.360	1.000
B53	SKC	224-PCXR8	707670	04/07/2022	1,000	1,500	2,000	1,002	1,499	2,002	1.010x - 20.947	0.999
B54	SKC	224-PCXR3	509821	01/07/2022	1,000	1,500	2,000	993	1,501	2,001	1.016x - 33.878	0.999
B55	SKC	224-PCXR3	510710	01/07/2022	1,000	1,500	2,000	1,000	1,494	1,993	0.993x + 5.432	1.000
B56	SKC	224-PCXR3	511450	01/07/2022	1,000	1,500	2,000	1,002	1,500	2,001	1.011x - 20.804	0.999
B57	SKC	224-PCXR3	510798	01/07/2022	1,000	1,500	2,000	997	1,493	1,998	1.001x - 3.199	1.000
B58	SKC	224-PCXR3	509852	05/07/2022	1,000	1,500	2,000	1,001	1,498	1,999	1.007x - 19.033	0.999
B59	SKC	224-PCXR3	509862	05/07/2022	1,000	1,500	2,000	996	1,503	1,994	0.997x + 3.115	1.000
B60	SKC	224-PCXR3	512655	04/07/2022	1,000	1,500	2,000	1,002	1,500	2,003	1.012x - 23.691	0.999
B61	SKC	224-PCXR3	503915	04/07/2022	1,000	1,500	2,000	994	1,489	1,998	1.004x - 11.866	1.000
B62	SKC	224-PCXR3	505975	04/07/2022	1,000	1,500	2,000	999	1,494	1,996	0.997x - 0.104	1.000
B63	SKC	224-PCXR3	511432	01/07/2022	1,000	1,500	2,000	991	1,501	1,999	1.017x - 35.541	0.999
B64	SKC	224-PCXR3	508302	01/07/2022	1,000	1,500	2,000	997	1,493	1,989	0.992x + 5.947	1.000
B65	SKC	224-PCXR3	508310	04/07/2022	1,000	1,500	2,000	1,002	1,500	2,003	1.012x - 22.949	0.999
B66	SKC	224-PCXR3	509861	05/07/2022	1,000	1,500	2,000	1,002	1,491	1,991	0.988x + 13.425	1.000
B67	SKC	224-PCXR3	506295	01/07/2022	1,000	1,500	2,000	993	1,507	2,004	1.017x - 32.945	0.999
B68	SKC	224-PCXR3	505872	01/07/2022	1,000	1,500	2,000	1,002	1,491	1,997	0.994x + 5.755	1.000
B69	SKC	224-PCXR3	508375	01/07/2022	1,000	1,500	2,000	1,001	1,500	2,000	1.010x - 21.569	0.999
B70	SKC	224-PCXR3	510623	04/07/2022	1,000	1,500	2,000	992	1,503	1,997	1.002x - 6.533	1.000
B71	SKC	224-PCXR3	508367	05/07/2022	1,000	1,500	2,000	990	1,506	2,002	1.018x - 37.184	0.999
B72	SKC	224-PCXR3	505977	05/07/2022	1,000	1,500	2,000	1,001	1,498	1,993	0.993x + 5.652	1.000
B73	SKC	224-PCXR3	512606	04/07/2022	1,000	1,500	2,000	1,001	1,501	2,005	1.013x - 24.278	0.999
B74	SKC	224-PCXR3	505993	01/07/2022	1,000	1,500	2,000	996	1,495	1,994	1.000x - 4.682	1.000
B75	SKC	224-PCXR3	509820	01/07/2022	1,000	1,500	2,000	996	1,499	1,990	0.994x + 3.625	1.000
B76	SKC	224-PCXR3	509811	04/07/2022	1,000	1,500	2,000	993	1,498	1,998	1.007x - 14.602	1.000
B77	SKC	224-PCXR3	508301	04/07/2022	1,000	1,500	2,000	1,000	1,501	2,004	1.014x - 26.842	0.999
B78	SKC	224-PCXR3	510677	04/07/2022	1,000	1,500	2,000	996	1,503	1,998	1.012x - 27.121	0.999
B79	SKC	224-PCXR3	510920	04/07/2022	1,000	1,500	2,000	994	1,493	1,994	0.999x - 3.506	1.000

Calibrated by :

(Mr. Phakhinai Khongkomnerd)

Approved by :

(Mr. Peera Detudom)



บริษัท เอส.พี.เอส. คอนซัลติ้ง เซอร์วิส จำกัด  
S.P.S. CONSULTING SERVICE CO., LTD.  
7 ซอยพหลโยธิน 24 ถนนพหลโยธิน แขวงจอมพล เขตจตุจักร กรุงเทพฯ 10900  
7 Soi Phaholyothin 24, Phaholyothin Rd., Jompol, Chatuchak, Bangkok 10900  
Tel : (662) 939-4370-72, Fax : (662) 513-4221, E-mail : sale@spscon.com., www.spscon.com

### Personal Pump Calibration Report

Calibration Method : Dry Cal Primary Flowmeter

Model : Defender 510-H

S/N : 136164

#### Environmental Conditions

Temperature : 25  $\pm$  3  $^{\circ}$ C  
Pressure : 1010  $\pm$  15 mmbar

Personal Pump Data				Calibration Data								
No.	Brand	Model	Serial No.	Date	Flow Rate (ml/min)						Value From Calibration Curve	
					Setting			Actual (Q std.)				
					1	2	3	1	2	3	y	R²
B80	SKC	224-PCXR3	504569	01/07/2022	1,000	1,500	2,000	1,003	1,499	2,001	1.011x - 21.873	0.999
B81	SKC	224-PCXR3	503480	01/07/2022	1,000	1,500	2,000	996	1,499	2,000	1.013x - 28.489	0.999
B82	SKC	224-PCXR3	505673	04/07/2022	1,000	1,500	2,000	993	1,499	1,996	1.001x - 6.102	1.000
B83	SKC	224-PCXR3	510785	05/07/2022	1,000	1,500	2,000	1,000	1,499	2,002	1.012x - 24.266	0.999
B84	SKC	224-PCXR3	508333	04/07/2022	1,000	1,500	2,000	997	1,495	1,991	0.996x + 1.460	1.000
B85	SKC	224-PCXR3	505757	01/07/2022	1,000	1,500	2,000	993	1,502	1,998	1.013x - 29.678	0.999
B86	SKC	224-PCXR3	512625	01/07/2022	1,000	1,500	2,000	1,003	1,502	2,004	1.012x - 22.383	0.999
B87	SKC	224-PCXR3	504324	06/07/2022	1,000	1,500	2,000	998	1,496	2,000	1.001x - 2.385	1.000
B88	SKC	224-PCXR3	508307	06/07/2022	1,000	1,500	2,000	997	1,498	1,994	0.997x + 1.093	1.000
B89	SKC	224-PCXR3	509860	06/07/2022	1,000	1,500	2,000	1,000	1,500	2,003	1.014x - 25.845	0.999
B90	SKC	224-PCXR3	508366	06/07/2022	1,000	1,500	2,000	992	1,502	2,000	1.015x - 32.055	0.999
B91	SKC	224-PCXR3	510919	04/07/2022	1,000	1,500	2,000	1,000	1,498	1,996	0.999x - 0.694	1.000
B92	SKC	224-PCXR3	510987	04/07/2022	1,000	1,500	2,000	1,002	1,501	2,004	1.013x - 23.312	0.999
B93	SKC	224-PCXR3	509845	05/07/2022	1,000	1,500	2,000	1,000	1,496	1,998	1.000x - 2.501	1.000
B94	SKC	224-PCXR8	A127871	05/07/2022	1,000	1,500	2,000	1,000	1,500	2,002	1.014x - 25.765	0.999
B95	SKC	224-PCXR8	A127921	05/07/2022	1,000	1,500	2,000	992	1,502	2,001	1.016x - 33.052	0.999
B96	SKC	224-PCXR8	A127942	05/07/2022	1,000	1,500	2,000	996	1,498	1,996	1.002x - 5.799	1.000
B97	SKC	224-PCXR8	A127955	05/07/2022	1,000	1,500	2,000	1,003	1,501	2,003	1.012x - 21.717	0.999
B98	SKC	224-PCXR8	A127956	05/07/2022	1,000	1,500	2,000	1,000	1,498	1,998	0.999x - 1.863	0.999

Calibrated by :

(Mr. Phakhinai Khongkomnerd)

Approved by :

(Mr. Peera Detudom)





บริษัท เอส.พี.เอส. คอนซัลติ้ง เซอร์วิส จำกัด  
S.P.S. CONSULTING SERVICE CO., LTD.  
7 ซอยพหลโยธิน 24 ถนนพหลโยธิน แขวงจอมพล เขตจตุจักร กรุงเทพฯ 10900  
7 Soi Phaholyothin 24, Phaholyothin Rd., Jompol, Chatuchak, Bangkok 10900  
Tel : (662) 939-4370-72. Fax : (662) 513-4221, E-mail : sale@spscon.com, www.spscon.com

Rotameter Calibration Report (For Personal Pump High Flow Adjust)

Calibration Method : Dry Cal Primary Flowmeter

Model : Defender 510-H

S/N : 136164

Calibration Data

Rotameter Data			Calibration Data								
No.	Brand	Model	Date	Flow Rate (ml/min)						Value From Calibration Curve	
				Flow Rate (Reading)			Actual (Q std.)				
				1	2	3	1	2	3	y	R <sup>2</sup>
H-B01	Dwyer	VFB-65	04/07/2022	500	1,000	2,000	505.3	989.5	1973.5	0.990x + 8.629	1.000
H-B02	Dwyer	VFB-65	04/07/2022	500	1,000	2,000	495.3	997.8	1995.3	0.999x - 1.842	1.000
H-B03	Dwyer	VFB-65	05/07/2022	500	1,000	2,000	497.9	987.5	2010.2	1.006x - 16.084	0.999
H-B04	Dwyer	VFB-65	05/07/2022	500	1,000	2,000	500.4	999.5	2008.7	0.998x - 1.698	1.000
H-B05	Dwyer	VFB-65	01/07/2022	500	1,000	2,000	498.6	997.4	1982.3	0.988x + 13.004	1.000
H-B06	Dwyer	VFB-65	04/07/2022	500	1,000	2,000	503.9	994.2	1981.4	1.005x - 8.757	0.999
H-B07	Dwyer	VFB-65	04/07/2022	500	1,000	2,000	504.1	993.3	2018.3	1.002x - 1.639	1.000
H-B08	Dwyer	VFB-65	01/07/2022	500	1,000	2,000	500.2	999.2	1975.8	0.996x + 3.649	0.999
H-B09	Dwyer	VFB-65	01/07/2022	500	1,000	2,000	503.7	1006.6	2014.3	0.994x + 14.328	1.000
H-B10	Dwyer	VFB-65	04/07/2022	500	1,000	2,000	496.9	998.6	2012.4	0.997x + 3.130	1.000

Calibrated by :

(Mr. Phakhinai Khongkomnerd)

Approved by :

(Mr. Peera Detudom)



บริษัท เอส.พี.เอส. คอนซัลติ้ง เซอร์วิส จำกัด

S.P.S. CONSULTING SERVICE CO., LTD.

7 ซอยพหลโยธิน 24 ถนนพหลโยธิน แขวงจอมพล เขตจตุจักร กรุงเทพฯ 10900  
7 Soi Phaholyothin 24, Phaholyothin Rd., Jompol, Chatuchak, Bangkok 10900

Tel : (662) 939-4370-72 Fax : (662) 513-4221, E-mail : sale@spscon.com., www.spscon.com

Rotameter Calibration Report (For Personal Pump Low Flow Adjust)

Calibration Method : Dry Cal Primary Flowmeter

Model : Defender 510-H

S/N : 136164

Rotameter Data			Calibration Data								
No.	Brand	Model	Date	Flow Rate (ml/min)						Value From Calibration Curve	
				Flow Rate (Reading)			Actual (Q std.)				
				1	2	3	1	2	3	y	R <sup>2</sup>
L-B01	Dwyer	VFA-21	04/07/2022	50	100	200	50.7	99.1	198.9	0.986x + 1.078	1.000
L-B02	Dwyer	VFA-21	04/07/2022	50	100	200	50.2	99.4	198.3	1.004x - 1.615	0.999
L-B03	Dwyer	VFA-21	05/07/2022	50	100	200	50.8	98.8	198.3	1.016x - 2.213	1.000
L-B04	Dwyer	VFA-21	05/07/2022	50	100	200	49.9	102.0	201.1	0.994x + 1.640	1.000
L-B05	Dwyer	VFA-21	01/07/2022	50	100	200	50.5	98.1	200.8	0.991x + 0.476	1.000
L-B06	Dwyer	VFA-21	04/07/2022	50	100	200	50.3	100.5	203.0	0.999x + 0.476	0.999
L-B07	Dwyer	VFA-21	04/07/2022	50	100	200	49.4	100.8	199.7	1.016x - 1.898	1.000
L-B08	Dwyer	VFA-21	01/07/2022	50	100	200	49.8	101.3	198.1	0.999x - 0.218	1.000
L-B09	Dwyer	VFA-21	01/07/2022	50	100	200	49.6	99.6	200.7	1.010x - 1.907	0.999
L-B10	Dwyer	VFA-21	04/07/2022	50	100	200	51.0	100.2	202.8	0.992x + 2.266	1.000

Calibrated by :

(Mr. Phakhinai Khongkomnerd)

Approved by :

(Mr. Peera Detudom)



**QUALITY CALIBRATION CO.,LTD.**

235 Petchkasem 63/2 Road, Laksong, Bangkae, Bangkok 10160

Tel (662) 421-5402, (662) 444-0152-3, Fax (662) 809-4584

[www.qcalibration.com](http://www.qcalibration.com)

CERTIFICATE No : 22M2567

REFERENCE No : 64386-1

PAGE : 1 OF 2

**Certificate of Calibration**

**EQUIPMENT** : DIGITAL BALANCE

**MANUFACTURER** : METTLER TOLEDO

**MODEL** : XS 105DU

**SERIAL No** : 1126422905

**ID No** : BA 05/50

**CONDITION AS RECEIVED** : USED ITEM

**SUBMITTED BY** : S.P.S. CONSULTING SERVICE CO., LTD.  
7 SOI PHAHOLYOTHIN 24, PHAHOLYOTHIN RD.,  
JOMPOL, CHATUCHAK, BANGKOK 10900

**CALIBRATED BY** : TETNITHI W.

**CALIBRATION DATE** : 11-Mar-22

**APPROVED BY** :   
PONGSAK J.

**ISSUED DATE** : 17-Mar-22

**RECEIVED DATE** : 11-Mar-22

THIS CERTIFICATE MAY NOT BE REPRODUCED OTHER THAN IN FULL EXCEPT WITH THE PRIOR WRITTEN APPROVAL OF  
QUALITY CALIBRATION CO., LTD.





CERTIFICATE No : 22M2567

PAGE : 2 OF 2

## Calibration Report

EQUIPMENT	:	DIGITAL BALANCE	MODEL	:	XS 105DU
MANUFACTURER	:	METTLER TOLEDO	S/N	:	1126422905
ID No	:	BA 05/50	RECEIVED DATE	:	11-Mar-22
AIR PRESSURE	:	1008mbar $\pm$ 1mbar	CALIBRATION DATE	:	11-Mar-22
AMBIENT TEMPERATURE	:	22° C $\pm$ 1° C	RELATIVE HUMIDITY	:	49 %RH $\pm$ 10 % RH

### CONDITION OF THIS RESULTS OF CALIBRATION

1. THIS INSTRUMENT WAS CALIBRATED BY ACCORDING TO UKAS LAB 14 EDITION 6:2019 BY USING KNOWN WEIGHT STANDARD WEIGHT. THE BALANCE WAS NOT ADJUSTED BEFORE CALIBRATION. THE BALANCE HAS NO ZERO TRACKING FUNCTION. REPEATABILITY WAS MEASURED BY USING 10 REPEATED MEASUREMENTS. LINEARITY WAS MEASURED COVERING 10 POINTS, EVENLY SPREAD OVER THE RANGE. THE INSTRUMENT WAS SET ZERO BEFORE PERFORMING THE LINEARITY TEST. OFF-CENTER LOADING WAS MEASURED BY USING STANDARD WEIGHTS PLACED ON THE PAN AND MOVED TO VARIOUS POSITIONS ON THE PAN.

2. REFERENCE STANDARD INSTRUMENTS :-

INSTRUMENT	MODEL	SERIAL No	CERTIFICATE No	DUE DATE
1) STANDARD WEIGHT SET	E2	QK-I-151	C02210415	09-Feb-23

3. THIS RESULT WAS FOUND ACCURATE AS SHOWN ON DATE AND PLACE OF CALIBRATION ONLY.

4. THIS RESULT EXCLUDE LONG TERM STABILITY OF THE UNIT UNDER CALIBRATION.

5. THIS CERTIFICATE IS TRACEABLE TO THE INTERNATIONAL SYSTEM OF UNIT MAINTAINED AT:-

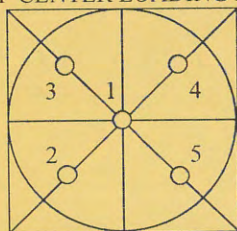
- NATIONAL INSTITUTE OF METROLOGY (THAILAND) THROUGH CENTRAL BUREAU OF WEIGHTS&MEASURES

### RESULT OF CALIBRATION :- WITHOUT ADJUSTMENT

1. ZERO SETTING FUNCTION : NORMAL
2. TARE FUNCTION : NORMAL
3. REPEATABILITY OF READING AT 20 g WAS 0.000004 g
4. REPEATABILITY OF READING AT 100 g WAS 0.000048 g
5. DEPARTURE FROM NOMINAL VALUE/ LINEARITY

NOMINAL VALUE (g)	BALANCE READING (g)	CORRECTION (g)	UNCERTAINTY ( $\pm$ g)
0.00	0.00000	0.00000	0.000058
0.02	0.01999	0.00001	0.000058
0.10	0.09999	0.00001	0.000059
0.20	0.19999	0.00001	0.000059
0.50	0.50001	-0.00001	0.000058
1.00	1.00001	-0.00001	0.000059
2.00	2.00000	0.00000	0.000059
5.00	5.00001	-0.00001	0.000061
10.00	10.00005	-0.00005	0.000063
20.00	20.00006	-0.00006	0.000069
50.00	50.00000	0.00000	0.00011
100.00	100.00001	-0.00001	0.00019
120.00	120.00001	-0.00001	0.00022

6. OFF CENTER LOADING ERROR



POINT	READING (g)	
1	10.00001	50.0000
2	10.00002	50.0000
3	10.00001	50.0000
4	10.00001	50.0000
5	10.00002	50.00001
OFF-CENTER LOADING	0.00001	0.0001

NOTE: THIS CALIBRATION WAS CARRIED OUT AT THE CUSTOMER'S PLACE AT PRODUCTION AREA  
THE REPORTED UNCERTAINTY OF MEASUREMENT WAS BASED ON A STANDARD UNCERTAINTY MULTIPLIED BY A COVERAGE FACTOR  $k=2$ , PROVIDING A LEVEL OF CONFIDENCE APPROXIMATELY 95%.

END OF CALIBRATION REPORT

ระดับความร้อนในสถานประกอบการ





CLC  
Accredited  
ISO/IEC 17025

# CALIBRATION LABORATORY Co., LTD.

2/10-11,14,55 Soi Prasert Manukit 29 Yaek 4, Prasert Manukit Rd., Ladphrao, Bangkok 10230  
Tel. 02-578-0353-4 Fax: 02-578-2672 www.cal-laboratory.com E-mail:sale@cal-laboratory.com



NSC-TISI-TIS 17025  
CALIBRATION 0059  
CLC

## CERTIFICATE OF CALIBRATION

### FOR

NOMENCLATURE : DIGITAL THERMOHYGRO METER  
(THERMAL ENVIRONMENT MONITOR)

MANUFACTURER : 3M

MODEL / TYPE : QUESTemp° 34

SERIAL NO. : TEG040059

CLID. NO. : 231802517

JOB CONTROL NO. : 220423041339

CUSTOMER : S.P.S. CONSULTING SERVICE CO., LTD.  
7 SOI PHAHOLYOTHIN 24 ROAD., JOMPOL,  
CHATUCHAK, BANGKOK 10900

DATE OF RECEIVED : 23 April 2022

DATE OF ISSUED : 27 April 2022

Report of calibration screening must not be taken in part. Except complete. Without the approval of the Calibration Laboratory Co., Ltd.

Calibrated By :

Pimsiri Hemtanon

Calibration Engineer



Approved By :

Mongkol Yotsoontorn

Authorized Signatory

27 April 2022



This Calibration Certificate documents the traceability to national standards, which realize the units of measurement according to the International System of Units (SI)

Certificate No. Q22041339

F3-011-04/01-12

page 1 of 3



@clccalibration



## REPORT OF CALIBRATION

### FOR

NOMENCLATURE : DIGITAL THERMOHYGRO METER  
(THERMAL ENVIRONMENT MONITOR)

MANUFACTURER : 3M

MODEL / TYPE : QUESTemp<sup>o</sup> 34

SERIAL NO. : TEG040059

DATE OF CALIBRATION : 26 April 2022

---

#### ENVIRONMENT CONDITIONS :

Temperature :  $(23 \pm 2) ^\circ\text{C}$

Relative Humidity :  $(55 \pm 10) \% \text{RH}$

#### PROCEDURE USED :

This instrument was calibrated under procedure No. **WI-305-74**. The calibration was performed by using Chilled Mirror Hygrometer and Temperature & Humidity Chamber which maintained by the Calibration Laboratory Co., Ltd.

#### REFERENCE STANDARD USED :

Chilled Mirror Hygrometer, Edgetech Model Dew Master S/N. 36151.

Temperature & Humidity Chamber, PGC Model 9141-5114 S/N.0802282.

#### TRACEABILITY :

The measurements are traceable to International System of Units (SI) , through Thunder Scientific Corporation.  
Certificate No. 19317, Due Date 09 July 2022.

#### UNCERTAINTY :

The reported expanded uncertainty of measurement is stated as the standard uncertainty of measurement multiplied by the coverage factor  $k = 2,00$  which for a normal distribution corresponds to a coverage probability of approximately 95 %.  
It has been evaluated according to the "Evaluation of the Uncertainty of Measurement in Calibration (EA-4/02 M:2021)"

Certificate No. **Q22041339**

**F3-011-04/01-12**

page 2 of 3





**CLC**  
Accredited  
ISO/IEC 17025

# CALIBRATION LABORATORY Co., LTD.

2/10-11,14,55 Soi Prasert Manukit 29 Yaek 4, Prasert Manukit Rd., Ladphrao, Bangkok 10230

Tel. 02-578-0353-4 Fax: 02-578-2672 www.cal-laboratory.com E-mail:sale@cal-laboratory.com



## CONDITION OF CALIBRATION ITEM : GOOD

## MEASUREMENT RESULTS : ( X ) without adjustment ( ) adjustment

The table in the following gives the calibration results and associated measurement uncertainties of the measuring digital thermohygro meter (thermal environment monitor).

### CALIBRATION DATA

#### 1. CORRECTION OF TEMPERATURE : WET

Test point ( ° C )	Actual Temperature ( ° C )	DUC Reading ( ° C )	Correction ( ° C )	Uncertainty ± ( ° C )
30.0	30.00	29.6	+0.40	0.40
35.0	34.99	34.6	+0.39	
40.0	39.97	39.6	+0.37	

#### 2. CORRECTION OF TEMPERATURE : DRY

Test point ( ° C )	Actual Temperature ( ° C )	DUC Reading ( ° C )	Correction ( ° C )	Uncertainty ± ( ° C )
30.0	30.00	29.6	+0.40	0.40
35.0	34.99	34.6	+0.39	
40.0	39.97	39.6	+0.37	

#### 3. CORRECTION OF TEMPERATURE : GLOBE BULB

Test point ( ° C )	Actual Temperature ( ° C )	DUC Reading ( ° C )	Correction ( ° C )	Uncertainty ± ( ° C )
30.0	30.00	29.9	+0.10	0.40
35.0	34.99	34.7	+0.29	
40.0	39.97	39.6	+0.37	

Note. The Scope of Accredited TISI Certificate No. 19C087/0655 Issue 1 Page 36 of 111

**This report is valid for the above stated instrument/s only.**

### End of Certificate ###

Certificate No. Q22041339

F3-011-04/01-12

page 3 of 3



@clccalibration



บริษัท เอส.พี.เอส. คอนซัลติ้ง เซอร์วิส จำกัด  
S.P.S. CONSULTING SERVICE CO., LTD.  
7 ซอยพหลโยธิน 24 ถนนพหลโยธิน แขวงจอมพล เขตจตุจักร กรุงเทพฯ 10900  
7 Soi Phaholyothin 24, Phaholyothin Rd., Jompol, Chatuchak, Bangkok 10900  
Tel : (662) 939-4370-72, Fax : (662) 513-4221, E-mail : sale@spscon.com., www.spscon.com

Heat B148\_1/22

### Heat Stress WBGT Meter Verification Report

#### Verification Data

Heat Stress WBGT Meter No.	: B07	Verification Date	: 15 September 2022
Brand	: 3M	Ambient Temp.	: 24.5 °C
Model	: QUESTemp <sup>o</sup> 34	Barometric Pressure	: 1011 mmbar
Serial No.	: TEG040059	Relative Humidity	: 49 %

Verification Module (Electronic Sensor Check) :

Verification Module No. : 21 WB = 12.5 °C , DB = 47.1 °C , G = 69.3 °C

#### Result of Verification : Without Adjustment

##### Wet Probe Temperature Measurement

Verification Module Reading (°C)	UUC* Reading (°C)	Correction (°C)	Tolerance Limit (°C)
12.5	12.4	0.1	± 0.5

##### Dry Probe Temperature Measurement

Verification Module Reading (°C)	UUC* Reading (°C)	Correction (°C)	Tolerance Limit (°C)
47.1	47.0	0.1	± 0.5

##### Globe Probe Temperature Measurement

Verification Module Reading (°C)	UUC* Reading (°C)	Correction (°C)	Tolerance Limit (°C)
69.3	69.4	-0.1	± 0.5

UUC\* = UNIT UNDER CALIBRATION

Verified by :

(Mr. Adul Dangklom)

Approved by :

(Mr. Peera Detudom)



## CERTIFICATE OF CALIBRATION

### FOR

NOMENCLATURE : DIGITAL THERMOHYGRO METER  
(THERMAL ENVIRONMENT MONITOR)

MANUFACTURER : 3M

MODEL / TYPE : QUESTemp<sup>o</sup>34

SERIAL NO. : TEL080034

CLID. NO. : 231801937

JOB CONTROL NO. : 221028109974

CUSTOMER : S.P.S. CONSULTING SERVICE CO., LTD.  
7 SOI PHAHOLYOTHIN 24 ROAD., JOMPOL,  
CHATUCHAK, BANGKOK 10900

DATE OF RECEIVED : 28 October 2022

DATE OF ISSUED : 31 October 2022

Report of calibration screening must not be taken in part. Except complete. Without the approval of the Calibration Laboratory Co., Ltd.

Calibrated By : Oranut Kamchatphai  
Calibration Engineer



Approved By : Mongkol Yotsoontorn  
Authorized Signatory  
31 October 2022



This Calibration Certificate documents the traceability to national standards, which realize the units of measurement according to the International System of Units ( SI )

Certificate No. Q22109974

F3-011-04/01-12

page 1 of 3



@clccalibration

## REPORT OF CALIBRATION

### FOR

NOMENCLATURE : DIGITAL THERMOHYGRO METER  
(THERMAL ENVIRONMENT MONITOR)

MANUFACTURER : 3M

MODEL / TYPE : QUESTemp<sup>o</sup>34

SERIAL NO. : TEL080034

DATE OF CALIBRATION : 29 October 2022

---

#### ENVIRONMENT CONDITIONS :

Temperature :  $(23 \pm 2) ^\circ\text{C}$

Relative Humidity :  $(55 \pm 10) \% \text{RH}$

#### PROCEDURE USED :

This instrument was calibrated under procedure No. **WI-305-74**. The calibration was performed by using Chilled Mirror Hygrometer and Temperature & Humidity Chamber which maintained by the Calibration Laboratory Co., Ltd.

#### REFERENCE STANDARD USED :

Chilled Mirror Hygrometer, Edgetech Model Dew Master S/N. 44602.

Temperature & Humidity Chamber, PGC Model 9141-5116 S/N. 1304261.

#### TRACEABILITY :

The measurements are traceable to International System of Units (SI) , through Thunder Scientific Corporation.

Certificate No. 19944, Due Date 26 January 2023.

#### UNCERTAINTY :

The reported expanded uncertainty of measurement is stated as the standard uncertainty of measurement multiplied by the coverage factor  $k = 2,00$  which for a normal distribution corresponds to a coverage probability of approximately 95 %.

It has been evaluated according to the "Evaluation of the Uncertainty of Measurement in Calibration (EA-4/02 M:2021)"

Certificate No. Q22109974

F3-011-04/01-12



## CONDITION OF CALIBRATION ITEM : GOOD

## MEASUREMENT RESULTS : ( X ) without adjustment ( ) adjustment

The table in the following gives the calibration results and associated measurement uncertainties of the measuring digital thermohygro meter (thermal environment monitor).

### CALIBRATION DATA

#### 1. CORRECTION OF TEMPERATURE : WET

Test point ( ° C )	Actual Temperature ( ° C )	DUC Reading ( ° C )	Correction ( ° C )	Uncertainty ± ( ° C )
30.0	30.01	30.0	+0.01	0.40
35.0	35.00	35.0	0.00	
40.0	40.01	39.9	+0.11	

#### 2. CORRECTION OF TEMPERATURE : DRY

Test point ( ° C )	Actual Temperature ( ° C )	DUC Reading ( ° C )	Correction ( ° C )	Uncertainty ± ( ° C )
30.0	30.01	30.2	-0.19	0.40
35.0	35.00	35.1	-0.10	
40.0	40.01	40.1	-0.09	

#### 3. CORRECTION OF TEMPERATURE : GLOBE BULB

Test point ( ° C )	Actual Temperature ( ° C )	DUC Reading ( ° C )	Correction ( ° C )	Uncertainty ± ( ° C )
30.0	30.01	30.0	+0.01	0.40
35.0	35.00	34.9	+0.10	
40.0	40.01	39.9	+0.11	

Note. The Scope of Accredited TISI Certificate No. 19C087/0655 Issue 1 Page 36 of 111

**This report is valid for the above stated instrument/s only.**

### End of Certificate ###

Certificate No. Q22109974

F3-011-04/01-12

page 3 of 3



@clccalibration





บริษัท เอส.พี.เอส. คอนซัลติ้ง เซอร์วิส จำกัด  
S.P.S. CONSULTING SERVICE CO., LTD.  
7 ซอยพหลโยธิน 24 ถนนพหลโยธิน แขวงจอมพล เขตจตุจักร กรุงเทพฯ 10900  
7 Soi Phaholyothin 24, Phaholyothin Rd., Jompol, Chatuchak, Bangkok 10900  
Tel : (662) 939-4370-72, Fax : (662) 513-4221, E-mail : sale@spscon.com., www.spscon.com

Heat B148\_2/22

Heat Stress WBGT Meter Verification Report			
Verification Data			
Heat Stress WBGT Meter No.	: B11	Verification Date	: 15 September 2022
Brand	: 3M	Ambient Temp.	: 24.5 °C
Model	: QUESTemp <sup>o</sup> 34	Barometric Pressure	: 1011 mmbar
Serial No.	: TEL080034	Relative Humidity	: 49 %
Verification Module (Electronic Sensor Check) :			
Verification Module No. : 21 WB = 12.5 °C , DB = 47.1 °C , G = 69.3 °C			
Result of Verification : Without Adjustment			
Wet Probe Temperature Measurement			
Verification Module Reading (°C)	UUC* Reading (°C)	Correction (°C)	Tolerance Limit (°C)
12.5	12.5	0.0	± 0.5
Dry Probe Temperature Measurement			
Verification Module Reading (°C)	UUC* Reading (°C)	Correction (°C)	Tolerance Limit (°C)
47.1	47.0	0.1	± 0.5
Globe Probe Temperature Measurement			
Verification Module Reading (°C)	UUC* Reading (°C)	Correction (°C)	Tolerance Limit (°C)
69.3	69.3	0.0	± 0.5
UUC* = UNIT UNDER CALIBRATION			

Verified by :

(Mr. Adul Dangklom)

Approved by :

(Mr. Peera Detudom)

## CERTIFICATE OF CALIBRATION

### FOR

NOMENCLATURE : DIGITAL THERMOHYGRO METER [AREA  
HEAT STRESS MONITOR]  
MANUFACTURER : METROSONICS  
MODEL / TYPE : hs-32  
SERIAL NO. : MCH110070  
CLID. NO. : 231802276  
JOB CONTROL NO. : 221108113504

CUSTOMER : S.P.S. CONSULTING SERVICE CO., LTD.  
7 SOI PHAHOLYOTHIN 24 ROAD., JOMPOL,  
CHATUCHAK, BANGKOK 10900

DATE OF RECEIVED : 08 November 2022

DATE OF ISSUED : 11 November 2022

Report of calibration screening must not be taken in part. Except complete. Without the approval of the Calibration Laboratory Co., Ltd.

Calibrated By : Oranut Kamchatphai  
Calibration Engineer



Approved By : Mongkol Yotsoontorn  
Authorized Signatory  
11 November 2022



This Calibration Certificate documents the traceability to national standards, which realize the units of measurement according to  
the International System of Units ( SI )

Certificate No. Q22113504

F3-011-04/01-12

page 1 of 3



## REPORT OF CALIBRATION

### FOR

NOMENCLATURE : DIGITAL THERMOHYGRO METER [AREA  
HEAT STRESS MONITOR]  
MANUFACTURER : METROSONICS  
MODEL / TYPE : hs-32  
SERIAL NO. : MCH110070  
DATE OF CALIBRATION : 10 November 2022

#### ENVIRONMENT CONDITIONS :

Temperature :  $(23 \pm 2) ^\circ\text{C}$

Relative Humidity :  $(55 \pm 10) \% \text{RH}$

#### PROCEDURE USED :

This instrument was calibrated under procedure No. **WI-305-74**. The calibration was performed by using Chilled Mirror Hygrometer and Temperature & Humidity Chamber which maintained by the Calibration Laboratory Co., Ltd.

#### REFERENCE STANDARD USED :

Chilled Mirror Hygrometer, Edgetech Model Dew Master S/N. 44602.

Temperature & Humidity Chamber, PGC Model 9141-5116 S/N. 1304261.

#### TRACEABILITY :

The measurements are traceable to International System of Units (SI) , through Thunder Scientific Corporation.

Certificate No. 19944, Due Date 26 January 2023.

#### UNCERTAINTY :

The reported expanded uncertainty of measurement is stated as the standard uncertainty of measurement multiplied by the coverage factor  $k = 2,00$  which for a normal distribution corresponds to a coverage probability of approximately 95 %.  
It has been evaluated according to the "Evaluation of the Uncertainty of Measurement in Calibration (EA-4/02 M:2021)"

Certificate No. Q22113504

F3-011-04/01-12

page 2 of 3





## CONDITION OF CALIBRATION ITEM : GOOD

## MEASUREMENT RESULTS : ( X ) without adjustment ( ) adjustment

The table in the following gives the calibration results and associated measurement uncertainties of the measuring digital thermohygro meter [area heat stress monitor].

### CALIBRATION DATA

#### 1. CORRECTION OF TEMPERATURE : WET

Test point ( ° C )	Actual Temperature ( ° C )	DUC Reading ( ° C )	Correction ( ° C )	Uncertainty ± ( ° C )
30.0	29.95	29.8	+0.15	0.41
35.0	34.99	34.8	+0.19	
40.0	40.01	39.8	+0.21	

#### 2. CORRECTION OF TEMPERATURE : DRY

Test point ( ° C )	Actual Temperature ( ° C )	DUC Reading ( ° C )	Correction ( ° C )	Uncertainty ± ( ° C )
30.0	29.95	29.8	+0.15	0.41
35.0	34.99	34.8	+0.19	
40.0	40.01	39.8	+0.21	

#### 3. CORRECTION OF TEMPERATURE : GLOBE BULB

Test point ( ° C )	Actual Temperature ( ° C )	DUC Reading ( ° C )	Correction ( ° C )	Uncertainty ± ( ° C )
30.0	29.95	29.7	+0.25	0.41
35.0	34.99	34.7	+0.29	
40.0	40.01	39.7	+0.31	

Note. The Scope of Accredited TISI Certificate No. 19C087/0655 Issue 1 Page 36 of 111

This report is valid for the above stated instrument/s only.

### End of Certificate ###

Certificate No. Q22113504

F3-011-04/01-12

page 3 of 3





บริษัท เอส.พี.เอส. คอนซัลติ้ง เซอร์วิส จำกัด  
S.P.S. CONSULTING SERVICE CO., LTD.  
7 ซอยพหลโยธิน 24 ถนนพหลโยธิน แขวงจอมพล เขตจตุจักร กรุงเทพฯ 10900  
7 Soi Phaholyothin 24, Phaholyothin Rd., Jompol, Chatuchak, Bangkok 10900  
Tel : (662) 939-4370-72, Fax : (662) 513-4221, E-mail : sale@spscon.com, www.spscon.com

Heat B182\_1/22

### Heat Stress WBGT Meter Verification Report

#### Verification Data

Heat Stress WBGT Meter No.	: R01	Verification Date	: 05 December 2022
Brand	: METROSONICS	Ambient Temp.	: 24.5 °C
Model	: hs-32	Barometric Pressure	: 1011 mmbar
Serial No.	: MCH110070	Relative Humidity	: 49 %

Verification Module (Electronic Sensor Check) :

Verification Module No. : 21 WB = 12.5 °C , DB = 47.1 °C , G = 69.3 °C

#### Result of Verification : Without Adjustment

##### Wet Probe Temperature Measurement

Verification Module Reading (°C)	UUC* Reading (°C)	Correction (°C)	Tolerance Limit (°C)
12.5	12.4	0.1	± 0.5

##### Dry Probe Temperature Measurement

Verification Module Reading (°C)	UUC* Reading (°C)	Correction (°C)	Tolerance Limit (°C)
47.1	46.9	0.2	± 0.5

##### Globe Probe Temperature Measurement

Verification Module Reading (°C)	UUC* Reading (°C)	Correction (°C)	Tolerance Limit (°C)
69.3	69.2	0.1	± 0.5

UUC\* = UNIT UNDER CALIBRATION

Verified by :

(Mr. Abdul Dangklom)

Approved by :

(Mr. Peera Detudom)

## CERTIFICATE OF CALIBRATION

### FOR

NOMENCLATURE : DIGITAL THERMOHYGRO METER  
[THERMAL ENVIRONMENT MONITOR]  
MANUFACTURER : 3M  
MODEL / TYPE : QUESTemp<sup>®</sup>TM32  
SERIAL NO. : TPM010103  
CLID. NO. : 231802264  
JOB CONTROL NO. : 221108113501

CUSTOMER : S.P.S. CONSULTING SERVICE CO., LTD.  
7 SOI PHAHOLYOTHIN 24 ROAD., JOMPOL,  
CHATUCHAK, BANGKOK 10900

DATE OF RECEIVED : 08 November 2022

DATE OF ISSUED : 11 November 2022

Report of calibration screening must not be taken in part. Except complete. Without the approval of the Calibration Laboratory Co., Ltd.

Calibrated By :

Oranut Kamchatphai  
Calibration Engineer



Approved By :

Mongkol Yotsoontorn  
Authorized Signatory  
11 November 2022



This Calibration Certificate documents the traceability to national standards, which realize the units of measurement according to the International System of Units (SI)

Certificate No. Q22113501

F3-011-04/01-12

page 1 of 3



@clccalibration



## REPORT OF CALIBRATION

### FOR

**NOMENCLATURE** : **DIGITAL THERMOHYGRO METER**  
**[THERMAL ENVIRONMENT MONITOR]**

**MANUFACTURER** : **3M**

**MODEL / TYPE** : **QUESTemp<sup>TM</sup>32**

**SERIAL NO.** : **TPM010103**

**DATE OF CALIBRATION** : **10 November 2022**

---

#### ENVIRONMENT CONDITIONS :

Temperature :  $(23 \pm 2) ^\circ\text{C}$

Relative Humidity :  $(55 \pm 10) \% \text{RH}$

#### PROCEDURE USED :

This instrument was calibrated under procedure No. **WI-305-74**. The calibration was performed by using Chilled Mirror Hygrometer and Temperature & Humidity Chamber which maintained by the Calibration Laboratory Co., Ltd.

#### REFERENCE STANDARD USED :

Chilled Mirror Hygrometer, Edgetech Model Dew Master S/N. 44602.

Temperature & Humidity Chamber, PGC Model 9141-5116 S/N. 1304261.

#### TRACEABILITY :

The measurements are traceable to International System of Units (SI) , through Thunder Scientific Corporation.  
Certificate No. 19944, Due Date 26 January 2023.

#### UNCERTAINTY :

The reported expanded uncertainty of measurement is stated as the standard uncertainty of measurement multiplied by the coverage factor  $k = 2,00$  which for a normal distribution corresponds to a coverage probability of approximately 95 %.  
It has been evaluated according to the "Evaluation of the Uncertainty of Measurement in Calibration (EA-4/02 M:2021)"

Certificate No. Q22113501

F3-011-04/01-12

page 2 of 3



@clccalibration



**CLC**  
Accredited  
ISO/IEC 17025

# CALIBRATION LABORATORY Co., LTD.

2/10-11,14,55 Soi Prasert Manukit 29 Yaek 4, Prasert Manukit Rd., Ladphrao, Bangkok 10230

Tel. 02-578-0353-4 Fax: 02-578-2672 www.cal-laboratory.com E-mail:sale@cal-laboratory.com



NSC-TISI-TIS 17025  
CALIBRATION 0059  
CLC

## CONDITION OF CALIBRATION ITEM : GOOD

## MEASUREMENT RESULTS : ( X ) without adjustment ( ) adjustment

The table in the following gives the calibration results and associated measurement uncertainties of the measuring digital thermohygro meter [thermal environment monitor].

### CALIBRATION DATA

#### 1. CORRECTION OF TEMPERATURE : WET

Test point ( ° C )	Actual Temperature ( ° C )	DUC Reading ( ° C )	Correction ( ° C )	Uncertainty $\pm$ ( ° C )
30.0	29.95	29.8	+0.15	0.41
35.0	34.99	34.8	+0.19	
40.0	40.01	39.8	+0.21	

#### 2. CORRECTION OF TEMPERATURE : DRY

Test point ( ° C )	Actual Temperature ( ° C )	DUC Reading ( ° C )	Correction ( ° C )	Uncertainty $\pm$ ( ° C )
30.0	29.95	29.8	+0.15	0.41
35.0	34.99	34.8	+0.19	
40.0	40.01	39.8	+0.21	

#### 3. CORRECTION OF TEMPERATURE : GLOBE BULB

Test point ( ° C )	Actual Temperature ( ° C )	DUC Reading ( ° C )	Correction ( ° C )	Uncertainty $\pm$ ( ° C )
30.0	29.95	29.7	+0.25	0.41
35.0	34.99	34.7	+0.29	
40.0	40.01	39.7	+0.31	

Note. The Scope of Accredited TISI Certificate No. 19C087/0655 Issue 1 Page 36 of 111

**This report is valid for the above stated instrument/s only.**

### End of Certificate ###

Certificate No. Q22113501

F3-011-04/01-12

page 3 of 3



@clccalibration



บริษัท เอส.พี.เอส. คอนซัลติ้ง เซอร์วิส จำกัด  
S.P.S. CONSULTING SERVICE CO., LTD.  
7 ซอยพหลโยธิน 24 ถนนพหลโยธิน แขวงจอมพล เขตจตุจักร กรุงเทพฯ 10900  
7 Soi Phaholyothin 24, Phaholyothin Rd., Jompol, Chatuchak, Bangkok 10900  
Tel : (662) 939-4370-72, Fax : (662) 513-4221, E-mail : sale@spscon.com, www.spscon.com

Heat B182\_2/22

Heat Stress WBGT Meter Verification Report			
Verification Data			
Heat Stress WBGT Meter No.	: R11	Verification Date	: 05 December 2022
Brand	: 3M	Ambient Temp.	: 24.5 °C
Model	: QUESTemp <sup>OTM</sup> 32	Barometric Pressure	: 1011 mmbar
Serial No.	: TPM010103	Relative Humidity	: 49 %
Verification Module (Electronic Sensor Check) :			
Verification Module No. : 21 WB = 12.5 °C , DB = 47.1 °C , G = 69.3 °C			
Result of Verification : Without Adjustment			
Wet Probe Temperature Measurement			
Verification Module Reading (°C)	UUC* Reading (°C)	Correction (°C)	Tolerance Limit (°C)
12.5	12.3	0.2	± 0.5
Dry Probe Temperature Measurement			
Verification Module Reading (°C)	UUC* Reading (°C)	Correction (°C)	Tolerance Limit (°C)
47.1	47.0	0.1	± 0.5
Globe Probe Temperature Measurement			
Verification Module Reading (°C)	UUC* Reading (°C)	Correction (°C)	Tolerance Limit (°C)
69.3	69.2	0.1	± 0.5
UUC* = UNIT UNDER CALIBRATION			

Verified by :

(Mr. Adul Dangklom)

Approved by :

(Mr. Peera Detudom)